

# FINAL REGISTRATION REPORT

## **Part B**

### **Section 3**

#### **Efficacy Data and Information**

Concise summary

Product code: Acetamipryd 200 SL

Product name:

Chemical active substance:

Acetamiprid, 200 g/L

Central Zone

Zonal Rapporteur Member State: Poland

#### **CORE ASSESSMENT**

(authorization)

Applicant:

Pestila Sp. z o.o. / ProAgri International Sp. z o.o.

Submission date: February 2024, January 2025

MS Finalisation date: 02.2025; 08.2025

## Version history

When	What
01.2025	Applicant's justification for carried efficacy trials on <del>cereals</del> potatoes in one season
02.2025	ZRM's evaluated dRR submitted by Applicant
08.2025	The final Registration Report after the reporting period.

## Table of Contents

<b>3</b>	<b>Efficacy Data and Information (including Value Data) on the Plant Protection Product (KCP 6) .....</b>	<b>4</b>
3.1	Summary and conclusions of zRMS on Section 3: Efficacy (KCP 6).....	4
3.2	Efficacy data (KCP 6) .....	16
3.2.1	Preliminary tests (KCP 6.1) .....	35
3.2.2	Minimum effective dose tests (KCP 6.2).....	36
3.2.3	Efficacy tests (KCP 6.2) .....	46
3.4	Information on the occurrence or possible occurrence of the development of resistance (KCP 6.3) .....	65
3.5	Adverse effects on treated crops (KCP 6.4).....	68
3.5.1	Phytotoxicity to host crop (KCP 6.4.1).....	69
3.5.2	Effect on the yield of treated plants or plant product (KCP 6.4.2) .....	74
3.5.3	Effects on the quality of plants or plant products (KCP 6.4.3).....	74
3.5.4	Effects on transformation processes (KCP 6.4.4).....	75
3.5.5	Impact on treated plants or plant products to be used for propagation (KCP 6.4.5) .....	77
3.6	Observations on other undesirable or unintended side-effects (KCP 6.5)...	77
3.6.1	Impact on succeeding crops (KCP 6.5.1).....	77
3.6.2	Impact on other plants including adjacent crops (KCP 6.5.2) .....	78
3.6.3	Effects on beneficial and other non-target organisms (KCP 6.5.3) .....	79
3.7	Other/special studies .....	79
3.8	List of test facilities including the corresponding certificates .....	80
<b>Appendix 1</b>	<b>Lists of data considered in support of the evaluation .....</b>	<b>90</b>

### 3 Efficacy Data and Information (including Value Data) on the Plant Protection Product (KCP 6)

#### Transformation of the dRR (applicant version) into the RR (zRMS version)

The process chosen by the zRMS to transform the dRR into a RR should be explained. Options are to rewrite the document (with track change or not) or to use commenting boxes such as the following:

Comments of zRMS:	Comments of ZRMs are in commenting boxes at the end of each chapter. The text of dRR was generally not changed or rewritten (small changes in the document are marked by grey).
-------------------	---

#### 3.1 Summary and conclusions of zRMS on Section 3: Efficacy (KCP 6)

##### Abstract

Overall summaries are not necessary here, as they will be provided at the end of each chapter of the dRR. However, in briefly summary: all minor uses claimed in GAP table and label project are accepted (in line to Article 51). All major uses in line to Art. 33 are accepted. From aphids on apple, only *Aphis pomi* can be accepted and included in GAP and label project

**Table 3.1-1: Acceptability of intended uses (and respective fall-back GAPs, if applicable)**

1	2	3	4	5	6	7	8	9	10	11	12	13	14	15
Use -No. *	Mem- ber state(s)	Crop and/ or situation  (crop destina- tion / purpose of crop)	F, Fn, Fnp G, Gn, Gnp or I **	Pests or Group of pests controlled  (additionally: developmental stages of the pest or pest group)	Application				Application rate			PHI (days)	Remarks:  e.g. g safener/ synergist per ha, other dose rate expression, dose range (min-max)	zRMS Conclusion (efficacy)
					Method / Kind	Timing / Growth stage of crop & season	Max. number a) per use b) per crop/ season	Min. interval between ap- plications (days)	kg or L prod- uct / ha a) max. rate per appl. b) max. total rate per crop/season	g or kg as/ha or g as/10000m2 LWA a) max. rate per appl. b) max. total rate per crop/season	Water L/ha  min / max			
Zonal uses (field or outdoor uses, certain types of protected crops)														
1	Poland	Winter oilseed rape	F	<b>Rape stem weevil</b> ( <i>Ceutorhynchus napi</i> ) CEUTNA <b>Cabbage stem weevil</b> ( <i>Ceutorhyn- chus pallidactylus</i> ) CEUTQU	Foliar spray	BBCH 30-50 Spring, post emergence	1 a) 1 b) 1	N/A	0.25 L/ha a) 0.25 L/ha b) 0.25 L/ha	50 g/ha a) 50 g/ha b) 50 g/ha	200-400	14	not relevant	Accepted.
2	Poland	Winter oilseed rape	F	<b>Pollen beetle</b> ( <i>Meligethes aeneus</i> ) MELIAE	Foliar spray	BBCH 50-65 Spring, post emergence	1 a) 1 b) 1	N/A	0.1 – 0.12 L/ha a) 0.12 L/ha b) 0.12 L/ha	20-24 g /ha a) 24 g /ha b) 24 g /ha	200-400	14	not relevant	Accepted
3	Poland	Winter oilseed rape	F	<b>Cabbage gall seed weevil</b> ( <i>Ceu- torhynchus assimilis-obstrictus</i> ) <del>CEUTPL</del> CEUTAS <b>Brassica pod midge</b> ( <i>Dasineura brassicae</i> ) DASYBR	Foliar spray	BBCH 60-69 Spring, post emergence	1 a) 1 b) 1	N/A	0.1 – 0.12 L/ha a) 0.12 L/ha b) 0.12 L/ha	20-24 g /ha a) 24 g /ha b) 24 g /ha	200-400	14	not relevant	CEUTAS accepted, DASYBR – accepted, CEUTPL – not accepted.
4	Poland	Potato	F	<b>Colorado beetle</b> ( <i>Leptinotarsa de- cemlineata</i> ) LPTNDE	Foliar spray	BBCH 35-75 Spring, post emergence	1 a) 1 b) 1	N/A	0.08-0.12 L/ha a) 0.12 L/ha b) 0.12 L/ha	16-24 g /ha a) 24 g /ha b) 24 g /ha	200-400	3	not relevant	Accepted
5	Poland	Apple	F	<b>Tortix moths</b> ( <i>Tortricidae sp</i> ) TORTSP	Foliar spray	BBCH 71-84 Spring, post emergence	2 a) 1 b) 2	7	0.118 L/10000m2 LWA	23.6 g/10000m2 LWA	500-900	14	max. 2 x 0.135 L/ha (2 x 27 g as/ha) 11500 LWA	Accepted

									a) 0.118 L/10000m2 LWA b) 0.236 L/10000m2 LWA	a) 23.6 g/10000m2 LWA b) 47.2 g/10000m2 LWA				
6	Poland	Apple	F	<b>Codling moth</b> ( <i>Cydia pomonella</i> ) CARPPO	Foliar spray	BBCH 71-84 Spring, post emergence	2 a) 1 b) 2	7	0.118 L/10000m2 LWA a) 0.118 L/10000m2 LWA b) 0.236 L/10000m2 LWA	23.6 g/10000m2 LWA a) 23.6 g/10000m2 LWA b) 47.2 g/10000m2 LWA	500-900	14	max. 2 x 0.135 L/ha (2 x 27 g as/ha) 11500 LWA	Accepted
7	Poland	Apple	F	<b>Apple sawfly</b> ( <i>Hoplocampa testu- dinea</i> ) HOPLTE	Foliar spray	BBCH 65-69 Spring, post emergence	1 a) 1 b) 1	N/A	0.073 L/10000m2 LWA a) 0.073 L/10000m2 LWA b) 0.073 L/10000m2 LWA	14.6 g/10000m2 LWA a) 14.6 g/10000m2 LWA b) 14.6 g/10000m2 LWA	500-900	14	max. 0.11 L/ha (22 g as/ha) 15000 LWA	Accepted
8	Poland	Apple	F	<del>Aphids (<i>Aphididae</i>) APXXSP</del> <b>Green apple aphid</b> ( <i>Aphis pomi</i> ) APHIPO	Foliar spray	BBCH 56-84 Spring, post emergence	1 a) 1 b) 1	N/A	0.073 L/10000m2 LWA a) 0.073 L/10000m2 LWA b) 0.073 L/10000m2 LWA	14.6 g/10000m2 LWA a) 14.6 g/10000m2 LWA b) 14.6 g/10000m2 LWA	500-900	14	max. 0.11 L/ha (22 g as/ha) 15000LWA	Only APHIPO can be accepted from aphids
9	Poland	Apple	F	<b>Apple woolly aphid</b> ( <i>Eriosoma la- nigerum</i> ) ERISLA	Foliar spray	BBCH 56-84 Spring, post emergence	1 a) 1 b) 1	N/A	0.118 L/10000m2 LWA a) 0.118 L/10000m2 LWA b) 0.118 L/10000m2 LWA	23.6 g/10000m2 LWA a) 23.6 g/10000m2 LWA b) 23.6 g/10000m2 LWA	500-900	14	max. 0.18 L/ha (36 g as/ha) 15000LWA	Accepted.

Minor uses art. 51													
10	PL	Spring oilseed rape, Turnip rape		<b>Pollen beetle</b> ( <i>Meligethes aeneus</i> ) MELIAE	Foliar spray	BBCH 50-65 Spring, post emergence	1 a) 1 b) 1	N/A	0.1 – 0.12 L/ha a) 0.12 L/ha b) 0.12 L/ha	20-24 g /ha a) 24 g /ha b) 24 g /ha	200-400	14	Accepted
11	PL	Spring oilseed rape, Turnip rape	F	<b>Rape stem weevil</b> ( <i>Ceutorhynchus napi</i> ) –CEUTNA <b>Cabbage stem weevils</b> ( <i>Ceutorhynchus palli-dactylus</i> ) – CEUTQU	Foliar spray	BBCH 30-50 Spring, post emergence	1 a) 1 b) 1	N/A	0.25 L/ha a) 0.25 L/ha b) 0.25 L/ha	50 g/ha a) 50 g/ha b) 50 g/ha	200-400	14	Accepted
12	PL	Spring oilseed rape, Turnip rape	F	<b>Brassica pod midge</b> ( <i>Dasyneura brassicae</i> )- DASYBR <b>Cabbage seed weevil</b> ( <i>Ceutorhynchus ob- strictus</i> ) – CEUTAS	Foliar spray	BBCH 59-71 Spring, post emergence	1 a) 1 b) 1	N/A	0.3 /ha a) 0.3 l/ha b) 0.3 l/ha	60 g/ha a) 60 g/ha b) 60 g/ha	200-400	14	Accepted
13	PL	Flax- fiber production	F	<b>Cabbage thrips</b> ( <i>Thripsangusticeps</i> ) - THRIAN; <b>Flax thrips</b> ( <i>Thrips lini</i> ) - THRILI	Foliar spray	After reaching thresholds or after warning service appeal  BBCH 30-61	1 a) 1 b) 1	N/A	0.3 l/ha a) 0.3 l/ha b) 0.3 l/ha	60 g/ha a) 60 g/ha b) 60 g/ha	200-400	N/A	Accepted
14	PL	Common hemp - fiber production	F	<b>Aphids</b> ( <i>Aphididae</i> ) –APXXSP; <b>Thrips</b> ( <i>Thysanoptera</i> ) - 1THYSO	Foliar spray	After reaching thresholds or after warning service appeal BBCH 39-59	1 a) 1 b) 1	N/A	0.3 l/ha a) 0.3 l/ha b) 0.3 l/ha	60 g/ha a) 60 g/ha b) 60 g/ha	200-400	N/A	Accepted
15	PL	Wild apple	F	<b>Aphids</b> ( <i>Aphididae</i> ) –APXXSP	Foliar spray	BBCH 56-84 Spring, post emergence	1 a) 1 b) 1	N/A	0.073 L/10000m2 LWA a) 0.073 L/10000m2 LWA b) 0.073 L/10000m2 LWA	14.6 g/10000m2 LWA a) 14.6 g/10000m2 LWA b) 14.6 g/10000m2 LWA	500-900	14	max. 0.11 L/ha (22 g as/ha) 15000 LWA Accepted

16	PL	Wild apple	F	<b>Codling moth</b> ( <i>Cydia pomonella</i> ) - CARPPO	Foliar spray	BBCH 71-84 Spring, post emergence	2 a) 1 b) 2	7	0.118 L/10000m2 LWA a) 0.118 L/10000m2 LWA b) 0.236 L/10000m2 LWA	23.6 g/10000m2 LWA a) 23.6 g/10000m2 LWA b) 47.2 g/10000m2 LWA	500-900	14	max. 2 x 0.135 L/ha (2 x 27 g as/ha) 11500LWA	Accepted
17	PL	Wild apple	F	<b>Pear leaf blister moth</b> ( <i>Leucoptera scitella</i> ) -LEUCSC	Foliar spray	BBCH 57-69 Spring, post emergence	1 a) 1 b) 1	N/A	0.073 L/10000m2 LWA a) 0.073 L/10000m2 LWA b) 0.073 L/10000m2 LWA	14.6 g/10000m2 LWA a) 14.6 g/10000m2 LWA b) 14.6 g/10000m2 LWA	500-900	14	max. 0.11 L/ha (22 g as/ha) 15000 LWA	Accepted
18	PL	Wild apple	F	<b>Apple fruit sawfly</b> ( <i>Hoplocampa testudi-nea</i> ) - HOPLTE	Foliar spray	BBCH 65-69 Spring, post emergence	1 a) 1 b) 1	N/A	0.073 L/10000m2 LWA a) 0.073 L/10000m2 LWA b) 0.073 L/10000m2 LWA	14.6 g/10000m2 LWA a) 14.6 g/10000m2 LWA b) 14.6 g/10000m2 LWA	500-900	14	max. 0.11 L/ha (22 g as/ha) 15000 LWA	Accepted
19	PL	Wild apple	F	<b>Apple leaf midge</b> ( <i>Dasineura mali</i> ) -DASYMA	Foliar spray	BBCH 59-73 Spring, post emergence	2 a) 1 b) 2	7	0.083 L/10000m2 LWA a) 0.083 L/10000m2 LWA b) 1.66 L/10000m2 LWA	16.6 g/10000m2 LWA a) 16.6 g/10000m2 LWA b) 33.2 g/10000m2 LWA	500-900	14	max. 2 x 0.125 L/ha (2 x 25 g as/ha) 15000 LWA	Accepted
20	PL	Wild apple	F	<b>Bracken clock</b> ( <i>Phyllopertha horticola</i> ) - PHPHHO	Foliar spray	BBCH 59-73 Spring, post emergence	1 a) 1 b) 1	N/A	0.073 L/10000m2 LWA	14.6 g/10000m2 LWA	500-900	14	max. 0.11 L/ha (22 g as/ha) 15000 LWA	Accepted



									a) 0.073 L/10000m2 LWA b) 0.073 L/10000m2 LWA	a) 14.6 g/10000m2 LWA b) 14.6 g/10000m2 LWA				
21	PL	Pear, Chinese pear	F	<b>Aphids</b> ( <i>Aphididae</i> ) –APXXSP	Foliar spray	BBCH 56-84 Spring, post emergence	1 a) 1 b) 1	N/A	0.073 L/10000m2 LWA a) 0.073 L/10000m2 LWA b) 0.073 L/10000m2 LWA	14.6 g/10000m2 LWA a) 14.6 g/10000m2 LWA b) 14.6 g/10000m2 LWA	500-900	14	max. 0.11 L/ha (22 g as/ha) 15000 LWA	Accepted
22	PL	Pear, Chinese pear	F	<b>Tortix moths</b> ( <i>Tortricidae</i> sp) TORTSP	Foliar spray	BBCH 71-84 Spring, post emergence	2 a) 1 b) 2	7	0.118 L/10000m2 LWA a) 0.118 L/10000m2 LWA b) 0.236 L/10000m2 LWA	23.6 g/10000m2 LWA a) 23.6 g/10000m2 LWA b) 47.2 g/10000m2 LWA	500-900	14	max. 2 x 0.135 L/ha (2 x 27 g as/ha) 11500LWA	Accepted
23	PL	Pear, Chinese pear	F	<b>Codling moth</b> ( <i>Cydia pomonella</i> ) CARPPO	Foliar spray	BBCH 71-84 Spring, post emergence	2 a) 1 b) 2	7	0.118 L/10000m2 LWA a) 0.118 L/10000m2 LWA b) 0.236 L/10000m2 LWA	23.6 g/10000m2 LWA a) 23.6 g/10000m2 LWA b) 47.2 g/10000m2 LWA	500-900	14	max. 2 x 0.135 L/ha (2 x 27 g as/ha) 11500LWA	Accepted
24	PL	Pear, Chinese pear	F	<b>Cherry slug saw- fly</b> ( <i>Caliroa lim- acina</i> ) -ERICLI	Foliar spray	BBCH 71-84 Spring, post emergence	1 a) 1 b) 1	N/A	0.118 L/10000m2 LWA a) 0.118 L/10000m2 LWA b) 0.118 L/10000m2 LWA	23.6 g/10000m2 LWA a) 23.6 g/10000m2 LWA b) 23.6 g/10000m2 LWA	500-900	14	max. 1 x 0.135 L/ha (1x 27 g as/ha) 11500LWA	Accepted

25	PL	Pear, Chinese pear	F	<b>Pear leaf midge</b> ( <i>Dasineura pyri</i> ) - DASYPY	Foliar spray	BBCH 71-84 Spring, post emergence	2 a) 1 b) 2	7	0.118 L/10000m2 LWA a) 0.118 L/10000m2 LWA b) 0.236 L/10000m2 LWA	23.6 g/10000m2 LWA a) 23.6 g/10000m2 LWA b) 47.2 g/10000m2 LWA	500-900	14	max. 2 x 0.135 L/ha (2 x 27 g as/ha) 11500LWA	Accepted
26	PL	Pear, Chinese pear	F	<b>Apple bud weevil</b> ( <i>Anthonomus piri</i> ) -ANTHPY	Foliar spray	BBCH 51-59 Spring, post emergence	1 a) 1 b) 1	N/A	0.083 L/10000m2 LWA a) 0.083 L/10000m2 LWA b) 0.083 L/10000m2 LWA	16.6 g/10000m2 LWA a) 16.6 g/10000m2 LWA b) 16.6 g/10000m2 LWA	500-900	14	max. 0.125 L/ha (1 x 25 g as/ha) 15000LWA	Accepted
27	PL	Pear, Chinese pear		<b>Pear psylla</b> ( <i>Cacopsylla pyri</i> ) - PSYLP1; <b>Pear sucker</b> ( <i>Cacopsylla pyrisuga</i> ) - PSYLPY; <b>Pear psyllid</b> ( <i>Cacopsylla pyricola</i> ) - PSY LPC	Foliar spray	BBCH 51-71 Spring, post emergence	2 a) 1 b) 2	7	0.083 L/10000m2 LWA a) 0.083 L/10000m2 LWA b) 1.66 L/10000m2 LWA	16.6 g/10000m2 LWA a) 16.6 g/10000m2 LWA b) 33.2 g/10000m2 LWA	500-900	14	max. 2 x 0.125 L/ha (2 x 25 g as/ha) 15000LWA	Accepted
28	PL	Quince, Medlar	F	<b>Aphids</b> ( <i>Aphididae</i> ) –APXXSP	Foliar spray	BBCH 56-84 Spring, post emergence	1 a) 1 b) 1	N/A	0.073 L/10000m2 LWA a) 0.073 L/10000m2 LWA b) 0.073 L/10000m2 LWA	14.6 g/10000m2 LWA a) 14.6 g/10000m2 LWA b) 14.6 g/10000m2 LWA	500-900	14	max. 0.11 L/ha (22 g as/ha) 15000LWA	Accepted
29	PL	Quince, Medlar	F	<b>Codling moth</b> ( <i>Cydia pomonella</i> ) CARPPO	Foliar spray	BBCH 71-84 Spring, post emergence	2 a) 1 b) 2	7	0.118 L/10000m2 LWA a) 0.118 L/10000m2 LWA	23.6 g/10000m2 LWA a) 23.6 g/10000m2 LWA	500-900	14	max. 2 x 0.135 L/ha (2 x 27 g as/ha) 11500LWA	Accepted

									b) 0.236 L/10000m2 LWA	b) 47.2 g/10000m2 LWA				
30	PL	Plum	F	<b>Aphids</b> ( <i>Aphididae</i> ) –APXXSP	Foliar spray	BBCH 56-84 Spring, post emergence	1 a) 1 b) 1	N/A	0.073 L/10000m2 LWA a) 0.073 L/10000m2 LWA b) 0.073 L/10000m2 LWA	14.6 g/10000m2 LWA a) 14.6 g/10000m2 LWA b) 14.6 g/10000m2 LWA	500-900	14	max. 0.11 L/ha (22 g as/ha) 15000LWA	Accepted
31	PL	Plum	F	<b>Plum fruit sawfly</b> ( <i>Hoplocampa minuta</i> ) -HOPLMI; <b>Plum sawfly</b> ( <i>Hoplocampa flava</i> ) - HOPLFL	Foliar spray	BBCH 69-84	1 a) 1 b) 1	N/A	0.073 L/10000m2 LWA a) 0.073 L/10000m2 LWA b) 0.073 L/10000m2 LWA	14.6 g/10000m2 LWA a) 14.6 g/10000m2 LWA b) 14.6 g/10000m2 LWA	500-900	14	max. 0.11 L/ha (22 g as/ha) 15000LWA	Accepted
32	PL	Plum	F	<b>Plum fruit moth</b> ( <i>Laspeyresia fune-brana</i> ) - LASPFU	Foliar spray	BBCH 71-81 Spring, post emergence	2 a) 1 b) 2	7	0.118 L/10000m2 LWA a) 0.118 L/10000m2 LWA b) 0.236 L/10000m2 LWA	23.6 g/10000m2 LWA a) 23.6 g/10000m2 LWA b) 47.2 g/10000m2 LWA	500-900	14	max. 2 x 0.135 L/ha (2 x 27 g as/ha) 11500LWA	Accepted
33	PL	Plum	F	<b>European brown scale</b> ( <i>Parthenolecanium corni</i> ) - LECACO	Foliar spray	BBCH 56-59	1 a) 1 b) 1	N/A	0.073 L/10000m2 LWA a) 0.073 L/10000m2 LWA b) 0.073 L/10000m2 LWA	14.6 g/10000m2 LWA a) 14.6 g/10000m2 LWA b) 14.6 g/10000m2 LWA	500-900	14	max. 0.11 L/ha (22 g as/ha) 15000LWA	Accepted

34	PL	Plum	F	<b>Apple brown tortrix</b> ( <i>Pandemis heparana</i> ) -PANDHE; Reticulated tortrix ( <i>Adoxophyes orana</i> ) - CAPURE; <b>European leaf roller</b> ( <i>Archips rosana</i> ) - CACORO; <b>Whelk</b> ( <i>Tortricidae</i> ) - 1TORTF; and other leaf caterpillars	Foliar spray	BBCH 51-87	2 a) 1 b) 2	7	0.083 L/10000m2 LWA a) 0.083 L/10000m2 LWA b) 1.66 L/10000m2 LWA	16.6 g/10000m2 LWA a) 16.6 g/10000m2 LWA b) 33.2 g/10000m2 LWA	500-900	14	max. 2 x 0.125 L/ha (2 x 25 g as/ha) 15000LWA	Accepted
35	PL	Peach, Nectarine, apricot	F	<b>Aphids</b> ( <i>Aphididae</i> ) –APXXSP	Foliar spray	BBCH 56-84 Spring, post emergence	1 a) 1 b) 1	N/A	0.073 L/10000m2 LWA a) 0.073 L/10000m2 LWA b) 0.073 L/10000m2 LWA	14.6 g/10000m2 LWA a) 14.6 g/10000m2 LWA b) 14.6 g/10000m2 LWA	500-900	14	max. 0.11 L/ha (22 g as/ha) 15000LWA	Accepted
36	PL	Peach, Nectarine, apricot	F	<b>Apple brown tortrix</b> ( <i>Pandemis heparana</i> ) -PANDHE; Reticulated tortrix ( <i>Adoxophyes orana</i> ) - CAPURE; European leaf roller ( <i>Archips rosana</i> ) - CACORO; <b>Whelk</b> ( <i>Tortricidae</i> ) - 1TORTF; and other leafcaterpillars	Foliar spray	BBCH 51-65	2 a) 1 b) 2	7	0.083 L/10000m2 LWA a) 0.083 L/10000m2 LWA b) 1.66 L/10000m2 LWA	16.6 g/10000m2 LWA a) 16.6 g/10000m2 LWA b) 33.2 g/10000m2 LWA	500-900	14	max. 2 x 0.125 L/ha (2 x 25 g as/ha) 15000LWA	Accepted
37	PL	Sour cherry, sweet cherry	F	<b>Aphids</b> ( <i>Aphididae</i> ) –APXXSP	Foliar spray	BBCH 56-84 Spring, post emergence	1 a) 1 b) 1	N/A	0.073 L/10000m2 LWA a) 0.073 L/10000m2 LWA b) 0.073 L/10000m2 LWA	14.6 g/10000m2 LWA a) 14.6 g/10000m2 LWA b) 14.6 g/10000m2 LWA	500-900	14	max. 0.11 L/ha (22 g as/ha) 15000LWA	Accepted
38	PL	Sour cherry, sweet cherry	F	<b>Cherry fruit moth</b> ( <i>Argyresthia ephippiella</i> ) - ARGYEP	Foliar spray	BBCH 51-59	1 a) 1 b) 1	N/A	0.083 L/10000m2 LWA	16.6 g/10000m2 LWA	500-900	14	max. 0.125 L/ha (1 x 25 g as/ha) 15000LWA	Accepted

									a) 0.083 L/10000m2 LWA b) 0.083 L/10000m2 LWA	a) 16.6 g/10000m2 LWA b) 16.6 g/10000m2 LWA				
39	PL	Sour cherry, sweet cherry	F	<b>Cherry-stone weevil</b> ( <i>Anthonomus rectirostris</i> ) - ANTHRE	Foliar spray	BBCH 57-65 Spring, post emergence	1 a) 1 b) 1	N/A	0.073 L/10000m2 LWA a) 0.073 L/10000m2 LWA b) 0.073 L/10000m2 LWA	14.6 g/10000m2 LWA a) 14.6 g/10000m2 LWA b) 14.6 g/10000m2 LWA	500-900	14	max. 0.11 L/ha (22 g as/ha) 15000LWA	Accepted
40	PL	Sweet Cherry Sour Cherry	F	<b>Apple brown tortrix</b> ( <i>Pandemis heparana</i> ) - PANDHE; <b>Reticulated tortrix</b> ( <i>Adoxophyes orana</i> ) - CAPURE; <b>European leaf roller</b> ( <i>Archips rosana</i> ) - CACORO; <b>Whelk</b> ( <i>Tortricidae</i> ) - 1TORTF; and other leafcaterpillars	Foliar spray	BBCH 51-65	2 a) 1 b) 2	7	0.083 L/10000m2 LWA a) 0.083 L/10000m2 LWA b) 1.66 L/10000m2 LWA	16.6 g/10000m2 LWA a) 16.6 g/10000m2 LWA b) 33.2 g/10000m2 LWA	500-900	14	max. 2 x 0.125 L/ha (2 x 25 g as/ha) 15000LWA	Accepted
41	PL	Tomato	G	<b>Glasshouse white- fly</b> ( <i>Trialeurodes va- porariorum</i> ) – TRIAVA; <b>Common cotton thrips</b> ( <i>Thrips tabaci</i> ) – THRITB; <b>Western grass thrips</b> ( <i>Frankliniella occiden- talis</i> ) - FRANOC; <b>Leaf miner</b> ( <i>Phytomyza sp.</i> ) - PHYYS; <b>Aphids</b> ( <i>Aphididae</i> ) – APXXSP; <b>Lygus bug</b> ( <i>Lygus sp.</i> ) - LYGUSP; <b>Flea beetle</b> ( <i>Psylliodes</i> ) - 1PSYIG	Foliar spray	BBCH 20-89	1	N/A	0.30 L/ha	60g/ha	300-750	3	LWA	Accepted
42		Aubergine			Foliar spray	BBCH 20-89	1	N/A	0.30 L/ha	60g/ha	300-750	3	LWA	Accepted
43		Paprika			Foliar spray	BBCH 20-89	1	N/A	0.30 L/ha	60g/ha	300-750	3	LWA	Accepted
44	PL	Walnuts	F	Aphids ( <i>Aphididae</i> ) –APXXSP	Foliar spray	BBCH 51-65	2 a) 1 b) 2	10	0.083 L/10000m2 LWA a) 0.083 L/10000m2 LWA	16.6 g/10000m2 LWA a) 16.6 g/10000m2 LWA	500-900	14	max. 2 x 0.125 L/ha (2 x 25 g as/ha) 15000LWA	Accepted

									b) 1.66 L/10000m2 LWA	b) 33.2 g/10000m2 LWA				
45	PL	Hazelnuts	F	Aphids ( <i>Aphididae</i> ) – APXXSP; , Hazelnut weevil ( <i>Curculio nu- cum</i> ) - CURCNU; ( <i>Oberea linearis</i> ) - OBERLI; Euro- pean brown scale ( <i>Par- thenoleca- nium corni</i> ) - LECACO; , Reticu- lated tortrix ( <i>Adoxophyes orana</i> ) - CAPURE; European leaf roller ( <i>Ar- chips rosana</i> ) - CACORO; other to- trix and other leaf caterpillars	Foliar spray	BBCH 51-65	2 a) 1 b) 2	7	0.083 L/10000m2 LWA a) 0.083 L/10000m2 LWA b) 1.66 L/10000m2 LWA	16.6 g/10000m2 LWA a) 16.6 g/10000m2 LWA b) 33.2 g/10000m2 LWA	500-900	14	max. 2 x 0.125 L/ha (2 x 25 g as/ha) 15000LWA	Accepted
46	PL	Common osier, Purple willow	F	Aphids ( <i>Aphididae</i> ) – APXXSP, Balsam poplar leaf beetle ( <i>Chrysomela populi</i> ) - CHRSP; ( <i>Chrysomelasaliceti</i> )- CHRSSA, Blue willow beetle ( <i>Phratora vul- gatissima</i> ) - PHRRVU; Brassy willow leaf beetle ( <i>Phratora vitellinae</i> ) - PHRRVI; Cream- bordered green pea moth ( <i>Earias clorana</i> ) - EARICH; , Gall midge ( <i>Dasineura mar- ginemtorquens</i> ) - RHABMA	Foliar spray	BBCH 51-69	2 a) 1 b) 2	7	0.083 L/10000m2 LWA a) 0.083 L/10000m2 LWA b) 1.66 L/10000m2 LWA	16.6 g/10000m2 LWA a) 16.6 g/10000m2 LWA b) 33.2 g/10000m2 LWA	200-750	N/A	max. 2 x 0.125 L/ha (2 x 25 g as/ha) 15000LWA	Accepted
47	PL	Forest and or- namental nurseries plants, re- stockings, af- forestations and forest trees' seed plantations; Christmas trees grown on plantations	F	Aphids ( <i>Aphididae</i> ) – APXXSP, Springtails ( <i>Collembola</i> ) - ICOLLO; Larch case-bearer ( <i>Cole- ophora laricella</i> ) - COLELA	Foliar spray	BBCH 11-69	1 a) 1 b) 1	N/A	0.133 L/10000m2 LWA a) 0.133 L/10000m2 LWA b) 0.133 L/10000m2 LWA	26.6 g/10000m2 LWA a) 26.6 g/10000m2 LWA b) 26.6 g/10000m2 LWA	200-400	N/A	Max. 0.2 L/ha (1 x 40 g/ha) 15000 m <sup>2</sup> /ha	Accepted

\* Use number(s) in accordance with the list of all intended GAPs in Part B, Section 0 should be given in column 1.

\*\* F: professional field use, Fn: non-professional field use, Fpn: professional and non-professional field use, G: professional greenhouse use, Gn: non-professional greenhouse use, Gpn: professional and non-professional greenhouse use, I: indoor application

Column 15: zRMS conclusion.

A	Acceptable
R	Acceptable with further restriction
C	To be confirmed by CMS

N	Not acceptable / evaluation not possible
n.r.	Not relevant for section 3

## 3.2 Efficacy data (KCP 6)

### Introduction

This is the application for registration of a plant protection product under working name Acetamipryd 200 SL according to Article 33 of Regulation 1107/2009. Acetamipryd 200 SL is an Soluble (liquid) concentrate (SL) formula, containing 200 g/L of active substance – acetamiprid, to be used as an insecticide to control pests in winter oilseed rape, potato and apple orchards. This is a core dossier in order to allow the approval of Acetamipryd 200 SL in **Poland** (zRMS).

The trials of Acetamipryd 200 SL have been performed in winter oilseed rape in 2014, 2022 and 2023 seasons.

The trials of Acetamipryd 200 SL have been performed in apple trees in 2020 and 2022 seasons.

The trials of Acetamipryd 200 SL have been performed in potato in 2022 season.

According to EPPO Standard PP 1/223 (2) *Efficacy evaluation of plant protection products*: the minimum number of trials required to establish acceptable efficacy depends on many factors, including: extent of knowledge of the active substance, extent of variability in the proposed area of use (e.g. plant health conditions, climatic differences, range of agricultural practices, uniformity of crops, importance of crop and target pest).

Trials on effectiveness and phytotoxicity (including, where relevant, measurement of yield) should be conducted over at least two growing seasons, unless results from a single season are considered to provide adequate confirmation of the validity of the proposed claims.

With this document applicant provided 7 efficacy trials in potato performed in Poland territory in different regions with distinct environmental conditions. The results of those trials are comparable in efficacy and phytotoxicity so it has been assumed that they are adequate and sufficient for confirmation of the validity of the proposed claims.

Acetamiprid is well known and “old” active substance, which is common use for protection potato against colorado beetle. There are many plant protection products registered in Poland recommended to use in the potato, the same dose and against colorado beetle, as proposed for Acetamiprid 200 SL, so extrapolation from knowledge provided by others applicants is possible.

Considering the above, it was assumed, that the safety and effectiveness of the plant protection product Acetamiprid 200 SL, against colorado beetle, was confirmed on the basis of the studies submitted by the applicant, and knowledge about the effectiveness of active substance acetamiprid against insects.

### Description of active substances

Active substance in Acetamipryd 200 SL insecticide is: acetamiprid (200 g/L) which is included into Annex I of Directive 91/414. Acetamiprid is on the list of approved active substances (*Commission Implementing Regulation (EU) No 540/2011 of 25 May 2011 implementing Regulation (EC) No 1107/2009 of the European Parliament and of the Council as regards the list of approved active substances*). The active substance of the product is well known and commonly used in Poland and other EU countries. The efficacy of the substances has been proved in many trials and in crop protection practice.

### Mode of action

Acetamiprid is an broad spectrum, systemic insecticide, which also works on the surface of the plants and also translaminar, used to control sucking and biting insects. Works mainly by ingestion but affects the insects also by direct contact. Acetamiprid belongs to neonicotinoids with a chloropyridinyl chemical group. According to IRAC active substance acetamiprid belongs to group 4A which are nicotinic acetylcholine receptor (NACHR) competitive modulators, subgroup A is for neonicotinoids.



Acetamiprid works by antagonizing the receptors of the nicotine acetylcholine in insects neural pathways. It interrupts the brain signals of the insects throughout their bodies. Insects treated with acetamiprid, are excited for about half an hour, later neural pathways disruption leads to paralysis and finally – insect death. Active substance – acetamiprid – has an ovicidal, larvicidal and adultcidal effect, which means it can control insects in all stages of their development.

**Table 3.2-1: Details of the active substances**

Active substance	Acetamiprid
Concentration	200 g/L
Chemical group	Neonicotinoids
Mode of action	Nicotinic acetylcholine receptor (NACHR) competitive modulators
Biological action	By ingestion or contact

### Description of the plant protection product

Acetamiprid 200 SL is an soluble (liquid) concentrate (EC) containing 200 g/L acetamiprid

**Table 3.2-2: Simplified table of requested uses for the product code.**

Uses		Member State	Requested rate(s)	Comments / Other relevant details on GAPs
Crop(s)	Target(s)			
Winter oilseed rape	<b>Rape stem weevil</b> ( <i>Ceutorhynchus napi</i> ) CEUTNA <b>Cabbage stem weevil</b> ( <i>Ceutorhynchus pallidactylus</i> ) CEUTQU <b>Pollen beetle</b> ( <i>Meligethes aeneus</i> ) MELIAE <b>Cabbage seed weevil</b> ( <i>Ceutorhynchus obstrictus</i> ) CE-UTAS <b>Brassica pod midge</b> ( <i>Dasineura brassicae</i> ) DASYBR	PL	0.1 – 0.25 L/ha	-
Potato	<b>Colorado beetle</b> ( <i>Leptinotarsa decemlineata</i> ) LPTNDE	PL	0.08 – 0.12 L/ha	-
Apple	<b>Tortix moths</b> ( <i>Tortricidae sp</i> ) TORTSP <b>Codling moth</b> ( <i>Cydia pomonella</i> ) CARPPO <b>Apple sawfly</b> ( <i>Hoplocampa testudinea</i> ) HOPLTE from <b>Aphids</b> – green apple aphid ( <i>Aphis pomi</i> ) APHIPO <b>Apple woolly aphid</b> ( <i>Eriosoma lanigerum</i> ) ERISLA	PL	0.073-0.118 L/10000m2 LWA	-

The applicant carried out efficacy trials on winter oilseed rape, potato and apple. Selectivity trials are not required for insecticides, however phytotoxicity effect, was assessed in each of the performed trial.

Further details are in the table “All intended uses” in Part B - Section 0.

## Description of the target pests

**Table 3.2-3: Glossary of pests mentioned in the dossier.**

EPPO code	Scientific name	Common name*
APHIPO	<i>Aphis pomi</i>	Green apple aphid
CARPPPO	<i>Cydia pomonella</i>	Codling moth
CEUTNA	<i>Ceutorhynchus napi</i>	Rape stem weevil
CEUTAS	<i>Ceutorhynchus obstrictus</i>	Cabbage seed weevil
CEUTQU	<i>Ceutorhynchus pallidactylus</i>	Cabbage stem weevil
DASYBR	<i>Dasineura brassicae</i>	Brassica pod midge
ERISLA	<i>Eriosoma lanigerum</i>	Apple woolly aphid
HOPLTE	<i>Hoplocampa testudinea</i>	Apple sawfly
LPTNDE	<i>Leptinotarsa decemlineata</i>	Colorado beetle
MELIAE	<i>Meligethes aeneus</i>	Pollen beetle
TORTSP	<i>Tortricidae sp</i>	Tortix moths

\* optional

Horti and agricultural crop production has been the main branch of plant production in Poland for years. Season 2021 was analysed in this document since data for this period is available on the Statistics Poland. Taking into consideration season 2021, following numbers were presented:

Total sown area reached 10 891 000 ha <sup>1</sup>

Crop:	Crop yield (t):	Sowing/planting area (ha):
Rape and turnip rape	3 191 177	993 412
Potatoes	7 081 462	235 829
Apple orchards	4 067 376	161 948

The above presented numbers show that areas on which oilseed rape was sown, potatoes were planted and apples were grown, have almost reached total area of 1.4 mln ha in 2021.

Hence, an appropriate protection in terms of weeds, fungal diseases and to control insects in the aforementioned crops, is inevitable. Chemical control of insects is highly important in production of agricultural and horticultural crops, especially in oilseed rape, potatoes and apples in Poland. Uncontrolled, insects can not only lower the yield and its quality, but in favourable conditions and when infestation is high, the plantations can be destroyed completely.

Below can be found a short overview of the insects which were found in Acetamipryd 200 SL field trials.

### Winter oilseed rape

**Rape stem weevil** *Ceutorhynchus napi* – is a black (with green-gray shade visible), with rust coloured bristles, and dark brown feet. Body of the adult has length of ca. 3mm. Male snouts are covered with bristles, female snouts are covered with the bristles only at the base. Eggs are white and oval, has about 0,5mm length. Larvae has 4mm length, with white body colour and dark brown head. Pupae is white of 4mm length. Adult beetles are the ones that are hibernating during the winter, it happens in the top layer of soil, under the plant leftovers. In spring the feeding period starts. From the end of April to June, females are laying eggs into the pits bitten in the leaf petioles and main veins. It takes 3-4 weeks for the larvae to

<sup>1</sup> data from 2021, according to Statistics Poland

develop, later it falls into the ground where it goes through the pupation. Adult beetles are occurring in the second half of June and in July, feed for the short period and later go into winter hibernation. Insect attacks brassica plants. Adults are biting holes in the leaves and are damaging petioles. Larvae are biting tunnels in the petioles, stems and root necks. Damaged plants are prone to break or crack longwise. In cases of heavy infestation, plants are wilting. Laying of the eggs are causing the stems to twist and being prone to break, *Phoma lingam* can infect them more easily.

**Cabbage stem weevil** *Ceutorhynchus pallidactylus* – is a weevil species of 2-3mm, entirely black with reddish brown antennas and yellowish-red feet. Its snout is thin and curved a little. Its feet are covered in 1-3 rows of bristles and sharp edged scales of grey or yellow-brown colour. Larvae is white, with brown head and about 6mm body length. Pupae has yellowish colour and characteristic, long snout. Adults are hibernating during the winter in the plant leftovers. They become active when soil reaches about 8°C, spending most of their time on the ground or host plant stems. Adults are laying eggs during April and May, females are boring holes at the base of petioles and lay the batches of 3-4 eggs into them. Single female can lay up to ca. 140 eggs. Within the week the larvae hatches and starts boring tunnels down the stems, sometimes even reaching the roots, damaging the plants as they go. Big infestation of the species causes the stems to wilt and die. Larvae develops for about 3 weeks and in June and July they leave the stems and go through pupation process in the soil, which takes about 2 weeks. Next generation of adults occurs between June and August and they feed until autumn, when they go into the plant leftovers to hibernate.

**Pollen beetle** *Meligethes aeneus* – this species is of 2mm length and black colour (with shiny, green or navy metallic shade). Their antennas have 3 segments with maces at the end. Eggs are oval and white, its length is 0.5mm. Larvae is white with dark spots on the top of it, and dark coloured head and 3 pairs of legs. Larvae length can reach up to 4mm. Adults are surviving the winter in the top layer of litter at the edges of the forests. In spring, when temperature reaches 15°C beetles are starting to feed on yellow flowers, later moving to willows where they breed. After breeding they move onto brassica plants, just before its flowering, where adults are laying eggs into the flower buds. Larvae eats pollen and nectar, its development takes 5 weeks during which it destroys the bud. Mature larvae fall onto the ground where they go through pupation. Next generation of adults occurs in June, feed for the short period of time and they go into winter hibernation. Adults are damaging the base of the flower buds, causing them to wilt and fall off. During flowering the adults are not dangerous for the plants (if their number is not too large), they can even contribute for better pollination of oilseed rape

**Cabbage seed weevil** *Ceutorhynchus obstrictus* – black to grey coloured beetle, adults are about 3mm long, there are no teeth on its thighs and the front of its pronotum has mounds. Eggs of this species are white, shiny and oval, 0.5mm long. Larvae are up to 4mm long, white coloured body with light brown head. Pupa is white, 4mm long. Adult forms of the species are the one that survive the winter in the top layers of the soil, under the plant leftovers. During inflorescence emergence stage of the oilseed rape, adults are flying to the rape fields, where females are feeding on the leaves and are laying eggs into developing pods. Female bites a hole in the pod and lays one egg. Larvae are feeding in the pods for 18-40 days and later they leave the pods and fall on to the ground where they do go through the pupation process. Adults are later occurring by the end of June/beginning of July, feed for a short period and they go into winter hibernation. Species attacks rape, turnip rape and seed plantation of brassica vegetables. Larvae do the most harm to the plants, which are feeding in the pods. One larvae can destroy about 5 seeds, such damaged pods are more susceptible to be infected by *Alternaria* species of fungus (which causes dark spot of crucifers). Such damaged pods are also ripe earlier. The holes made by the rape stem weevil are also used by the brassica pod midge females, which lay eggs into the pods.

**Brassica pod midge** *Dasineura brassicae* – Females of this species are 2-2.2mm, with antennas having 15 segments and red coloured abdomen. Male is smaller, having 0.7-1.5mm length, its antennas have one additional segment and abdomen can be both red and yellow-grey. Egg has dimensions of 0.3x0.05mm and reddish colour in earlier phase, later becoming ecru. Mature larvae has 2mm length, white to yellow-white colour. Pupa is yellow and is 1.3mm long. L<sub>3</sub> larvae in cocoon is the one surviving the winter, in the soil at 5 to 10cm depth. Adults are starting to fly in about the end of first decade of May, when rape is starting to bloom. On winter oilseed rape 2-3 generations can develop, on spring cultivars 3-4. Female lays around 13

eggs into damaged pods. Number of larvae can reach up to 180 specimens in single pod. Egg stage takes 3-4 days, larvae 7-10 days. Whole generation development takes 3-4 weeks. In each of the generation, some of larvae goes into soil for winter hibernation (the later the generation, the more larvae goes into the soil). 2-3 weeks after the eggs were laid, pods are bursting and the larvae are falling onto the ground where they go through pupation. Due to damage of the pods, losses can reach up to 100% of the yield, and also lead to increase the number of voluntary rape plants in the next season.

#### Potato

**Colorado beetle** *Leptinotarsa decemlineata* – Adult beetles are 9-12mm long and 6-7mm wide, yellow-orange coloured with black longitudinal stripes. Feets have 4 segments and the abdomen made of 7 segments. Rear wings of the species are initially light tan colour, bit smoked, later they turn pink and finally, after about 4 weeks total, becoming red. Eggs are oval, its size 1.8 by 0.8mm, yellow to orange colour. Larvae are reddish colour, Pupae is red to orange and 8 to 10mm long. Adult specimens are hibernating during the winter in the soil at the 10-20cm depth. They are leaving their hibernation when soil temperature reaches 14°C at 20cm depth (usually at the end of April). They can fly for couple hundred of kilometers, looking for food. Eggs are laid in groups of 20-30, single female is able to lay up to 2000 eggs. Larvae are feeding in large groups, go through 3 moults and after 4<sup>th</sup> moult they move into the soil where, at the depth of 3-8cm, they go into pupae stage. Next generation adults occur after 3 weeks, usually at the end of July. Development of a whole generation takes 40-50 days. At the end of July adults are digging up themselves in the soil to hibernate. Just one Colorado beetle larvae is able to eat 3000mm<sup>2</sup> of potato leaf area. Both larvae and adults can eat the leaves completely, leaving just the veins. Not controlled, it can destroy up to 33% of the yield. More than 16 000 beetles per hectare can destroy the crop completely.

#### Apple

**Tortix moths** *Tortricidae* – To this species belongs f.e. *Adoxophyes orana*, *Archips rosana* and *Laspeyresia woeberiana*. They are small butterflies with wide, grey or brown colour wings. Simple eyes are often present on their heads, proboscis (if present) usually short. Larvae of many species bore canals in fruits and seeds, however registration of Acetamipryd 200 SL focuses on the species which are constructing leaf rolls. They are most dangerous when they occur early in the spring, when they roll young leaves and eat the buds. When they feed on fruits, the damage they cause have less quality and are not good for long term storage (prone to rotting).

**Codling moth** *Cydia pomonella* – Butterfly of this species is 8-9mm long, wings are 20mm wide for female and 16mm for male. Front wings are triangle shaped, dark of greyish colour with brown eye-shaped spot and 4-5 golden, thin stripes visible. Rear wings are light brown. Female has an “brick” coloured ovipositor located on 10<sup>th</sup> segment of abdomen. Except size, male can be distinguished also by the black stripe on its wings. Eggs are oval, translucent in the form of flat puck. Caterpillar of the species is light yellow first, later becoming pinkish with dark brown head. Older caterpillars have warts with bristles. Pupae starts being yellow, later becoming chocolate coloured and 9-10mm long. Caterpillars are the stage which survives the winter in cocoon located in tree bark. Pupae stage usually takes place in May. Flights of the butterflies (which are being part of signalization – they are caught in the pheromone traps) are starting around May, 20<sup>th</sup>, and takes place until mid July. First eggs (single female is capable of laying up to 80 eggs when it comes from the generation which survived the winter, and up to 50 eggs when it comes from I generation of caterpillars) are laid in June and July near fruit buds, caterpillars occur in July and August. Hatchlings bites a hole first, later it bores a tunnel into the seed chamber of the fruit. Usually one caterpillar damages just one fruit, it is also rare to find two caterpillars in one fruit. Larvae feeds in the fruit for 3 to 6 weeks. When caterpillar is mature it bores new tunnel and leaves the fruit. New hole is much bigger than entry hole and is not corked. Infested fruits are dropped and can not be eaten or stored. Codling moth is a very dangerous pest in Poland, it can be easily called most important pest of apple orchards. It can cause 10-30% loss of yield.

**Apple sawfly** *Hoplocampa testudinea* – is a sawfly species native to Europe. Adults are a yellow, 6-7mm long and have dark brown pattern. Abdomen has an ovipositor with teeth. Egg is 1mm long, kidney shaped, semi translucent to white colour. Larvae is up to 18mm long, white colour with brown head. Pupae is 5-8mm long, white colour, its cocoon is in soil like colour. The stage which survives the winter is larvae,

which hibernates at the depth of 7 to 18cm of the soil. About 18% of the larvae hibernates for 2 years and ca.5% for 3 years. Flights of the sawflies happens before blooming of the apple trees and takes about 5 days. Females are capable to lay up to 100 eggs (usually lay about 40 eggs) when apple trees are at full blooming stage, and eggs are laid one per flower. A half millimetre cut and slightly bigger scar can be seen on the flowers which were infested. Hatching depends on the environment temperature, and takes 7 to 16 days, happens about a week after the trees have finished blooming. Larvae feed in the fruit buds for 30-35 days, they are molting five times during this period. They are starting feeding from the bottom of the flower, and going to the surface of the bud. More developed larvae are boring tunnels. Such infested buds are leaking with dark brown, sticky liquid and they smell. One generation during season occurs. The damage caused by the species depends on how badly larvae damages the bud. If the pest did not reached the center of the bud, the fruit does not drop. Instead it is left with a dark grey-brown, corky scar that is 5-7mm wide and starts at the bottom of the fruit. Feed of L<sub>1</sub> and L<sub>2</sub> larvae cause the fruit quality to drop. Late stages of the larvae cause the amount of yield to decrease. Varieties which are blooming earlier are more prone to infestation by the apple sawfly.

### Aphids

Green apple aphid *Aphis pomi* – is one of the aphid species which commonly occurs on apples. Mother aphid is usually 2.8mm long, green and has antennae with 5 segments and has long, and has black, long *siphunculi* on the end of the abdomen. Rest of the females are also green often coated with wax, only males are brown. Eggs are 0.6x0.25, mat black colour with a layer of wax. Eggs are hibernating during winter, placed on one year shoots. Hatching occurs when flower buds are cracking. On the apple trees, 9 to 15 generations can develop. Pest is especially dangerous in young apple orchards. Attacks top shoots and root suckers, feeding on petioles and main veins of leaves. Infested leaves are rolling and loops on the shoots are formed. Danger level for this species is 8 to 10% of buds infested.

Rosy apple aphid *Dysaphis plantaginea* – common aphid species in Poland, considered as the most dangerous aphid species in young apple orchards. Mother aphid is usually pear shaped, gray colour, max. 3mm length. Mother antennae are longer than ½ of the specimen body. Its *siphunculi* are dark and long. First generation of parthenogenesis specimens are usually 2.5mm long, dark gray to tan coloured, with long antennae which can reach *siphunculi*. Migrating, winged specimens are dark brown with almost-black antennae and black *siphunculi*. Eggs on shoots located in the lower parts of the trees, are the the stage which survives the winter. Hatching occurs usually at the end of march and up to 9 generations can develop on the apple trees. From the second generation, migrating specimens can occur and it happens in may, first in older trees. Mothers can approximately give birth to 170 larvae. First generation specimens can produce up to 230 larvae, next generations can produce 100 larvae each. Migrating specimens are giving birth to ca. 20 larvae, and it happens on the lower side of the *Plantago* species. On *Plantago* up to 7 generations can develop, and by the end of October winged aphids from VI and VII generations are moving back to apple trees. This species often occurs along with green apple aphid, however it stands out not only by different colour but also by the symptom it causes. When rosy apple aphid feeds on leaves it causes them to curl up, which leads to lower photosynthesis. It can also feed on fruits, and when it does the fruits stops to grow.

**Apple woolly aphid** *Eriosoma lanigerum* – are about 2mm long and reddish-brown colour. Larvae are hibernating in the root area, and during cold winters they are prone to dying, especially when there is no snow. During growing season, up to 11 generations can develop. These aphids are starting to feed on young shoots, later they move onto tree branches. They can be easily found by looking for characteristic, woolly coated areas which species makes in places where it feeds. Here in Poland this species is mostly found in apple orchards, it is especially dangerous for young plants. Numerous colonies occur on the scars and wounds caused by the budding process. They are sucking the juices from cambium, which causes cracking gnarls to form. Shoots on which such gnarls occur, are more prone to be damaged by frost and to be infected by pathogens.

Insects present in field trials of Acetamipryd 200 SL are the known as important pests of the crops in which they occurred. The results are showing that these crops pests can be effectively controlled by the product (please see the table below for an abstract of trials summary).



Pest presented in field trials	Winter oilseed rape	Potato	Apple
APHIPO <i>Aphis pomi</i> Green apple aphid	x	x	
CARPP0 <i>Cydia pomonella</i> Codling moth	x	x	
CEUTNA <i>Ceutorhynchus napi</i> Rape stem weevil		x	x
CEUTAS <i>Ceutorhynchus obstrictus</i> Cabbage seed weevil		x	x
CEUTQU <i>Ceutorhynchus pallidactylus</i> Cabbage stem weevil		x	x
DASYBR <i>Dasineura brassicae</i> Brassica pod midge		x	x
ERISLA <i>Eriosoma lanigerum</i> Apple woolly aphid	x	x	
HOPLTE <i>Hoplocampa testudinea</i> Apple sawfly	x	x	
LPTNDE <i>Leptinotarsa decemlineata</i> Colorado beetle	x		x
MELIAE <i>Meligethes aeneus</i> Pollen beetle		x	x
TORTSP <i>Tortricidae sp</i> Tortix moths	x	x	

mc – moderate control

red –reduction

r - resistant

x – not present

According to Statistics Poland from 2020 (latest available data) the use of pesticides were:

-1 558.4 tonnes in winter oilseed rape

-636.45 tonnes in potatoes

-1 674.25 tonnes in apple orchards

According to the same source, the use of insecticides was consecutively 134 tonnes in winter oilseed rape, 7.1 tonnes in potatoes and 45.6 tonnes in apple orchards.

Sale of insecticides in 2021 (latest available data from Statistics Poland) reached 3 418 tonnes which was just 5 tonnes when compared to year 2020.

**Table 3.2-4: Major / minor status of intended uses (for all cMS and zRMS).**

Crop and/or situation	Crop status		Pests or group of pests controlled	Pest status	
	Major	minor		Major	minor
Winter oilseed rape	X		Rape stem weevil	X	
			Cabbage seed weevil	X	
			Cabbage stem weevil	X	
			Brassica pod midge	X	
			Pollen beetle	X	
Potato	X		Colorado beetle	X	
Apple	X		Aphids – <i>Aphis pomi</i>	X	
			Codling moth	X	
			Apple woolly aphid	X	
			Apple sawfly	X	
			Tortix moths	X	

### Compliance with the Uniform Principles

The assessment was performed according to the uniform principles and EPPO guidelines and with the principles of GEP.

### Information on trials submitted (3.1 Efficacy data)

**Table 3.2-5: Presentation of trials (efficacy trials, preliminary trials...)**

Crop(s) *	Target(s)*	Country	Years	Type of trial**	Number of trials (number of valid trials)	GEP, non-GEP, official***	Comments (any other relevant information)
					North-East zone		
Winter oilseed rape	CEUTNA, CEUTQU	Poland	2022, 2023	MED + E	7 (7) 7 (7)	GEP	-
Winter oilseed rape	CEUTAS, DASYBR	Poland	2022, 2023	MED + E	5 (5) 7 (7)	GEP	-
Winter oilseed rape	MELIAE	Poland,	2014, 2022	MED + E	9 (9)	GEP	-
<b>Winter oilseed rape</b>					<b>"23 trials (23)</b>	<b>GEP</b>	
Potato	LPTNDE	Poland	2022	MED + E	7 (7)	GEP	-
<b>Potato</b>					<b>"7 trials (7)</b>	<b>GEP</b>	
Apple	Aphids – <i>Aphis pomi</i>	Poland	2020, 2022	MED + E	8 (8)	GEP	-
Apple	CARPPPO	Poland,	2020, 2022	MED + E	8 (8)	GEP	-
Apple	ERISLA	Poland	2020, 2022	MED + E	6 (6)	GEP	-
Apple	HOPLTE	Poland	2020, 2022	MED + E	6 (6)	GEP	-
Apple	TORTSP	Poland	2020, 2022	MED + E	10 (10)	GEP	
<b>Apple</b>					<b>" 38 trials (38)</b>	<b>GEP</b>	
<b>TOTAL</b>				<b>MED + E</b>	<b>"68 (68) total number of trials</b>	<b>GEP</b>	<b>-</b>

\* According to the GAP table. Timing of the application(s) can be added if relevant (e.g. Pre-mergence vs post-emergence, spring vs autumn).

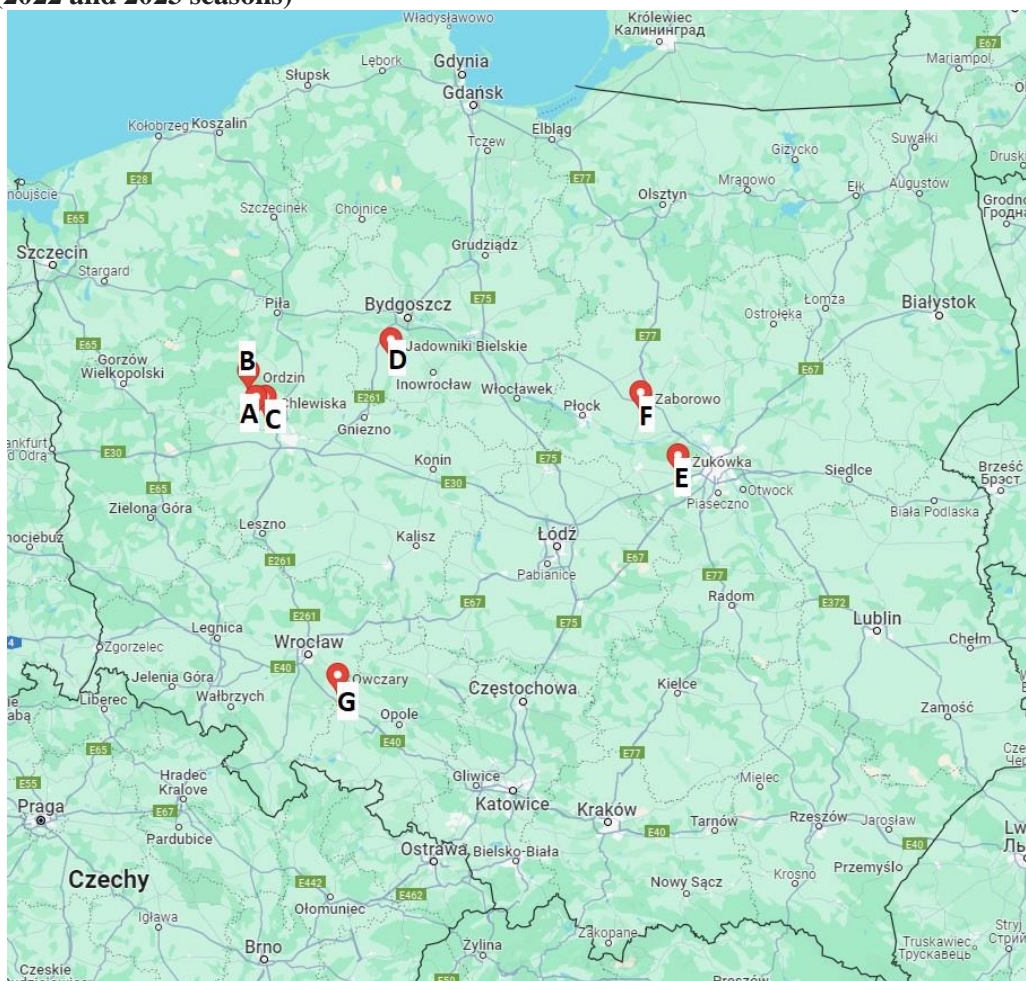
\*\* P = preliminary trial, MED = minimum effective dose, E = efficacy trial.

\*\*\* GEP: Good Experimental Practices. Official: carried out by a national official organisation.

" total number of trials is different that sum for all studied pest, as in one study more than one pest was studied in some reports. 23 trials were carried on winter oilseed rape, 7 on potato and 38 on apple.

Efficacy trials of Acetamipryd 200 SL insecticide were carried out during three growing seasons – 2014, 2020, 2022 and 2023 in different regions of Poland. Maps below presents locations of the trials in each crop.

**Picture 1. A map of efficacy against stem weevils trial locations in winter oilseed rape performed in Poland (2022 and 2023 seasons)**



From total of seven trials of Acetamipryd 200 SL efficacy against stem weevils in winter oilseed rape during spring 2022 and 2023 seasons, all of them were performed in Poland. Trials were set in 4 voivodeships: Masovian, Kujavian-Pomeranian, Greater Poland and Lower Silesia.

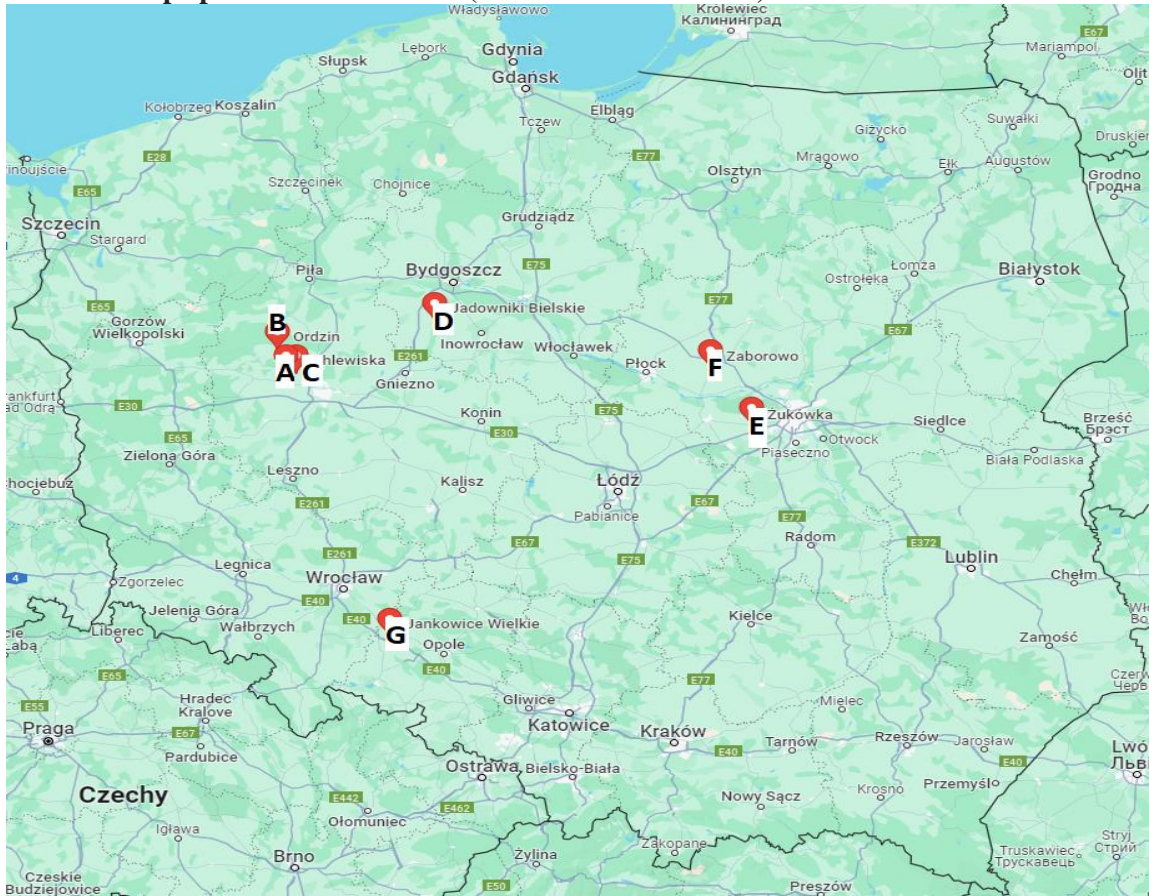
Trials were set in 2022 and 2023 and conducted by Eurofins Agrosiences and Green & Property Consulting in the locations below:

	Year	Country	Trial ID	Location	Variety	Soil type	pH
A	2022	PL	S22-02256-01	Gorszewice	Annabella	Loamy sand	5.3
B	2022	PL	S22-02256-02	Ordzin	Derrick	Sandy loam	6.6
C	2022	PL	S22-02256-03	Chlewiska	Dynamic	Loamy sand	4.8
D	2022	PL	S22-02256-04	Jadowniki Bielskie	Atora	Loamy sand	6.8
E	2022	PL	007GPSE202201	Żukówka	Duke F1	Loamy sand	5.5
F	2022	PL	007GPSE202202	Zaborowo	KWS Mar-copolo	Sandy clay	6.9
G	2023	PL	004GPSE202301	Owczary	Stefano KWS F1	Clay loam	6.4

All of the abovementioned trials were conducted in randomized complete block design in four replications. Primary infestation levels assessments were done at the application day between crop BBCH 30 and 39. First and only assessment after application was performed 49 days after application A. Evaluations were done in accordance with EPPO PP 1/219(1) “*Ceutorhynchus napi* and *C. pallidactylus (quadridens)* in OSR” guideline.



Picture 2. A map of efficacy against cabbage seed weevil and brassica pod midge trial locations in winter oilseed rape performed in Poland (2022 and 2023 seasons)



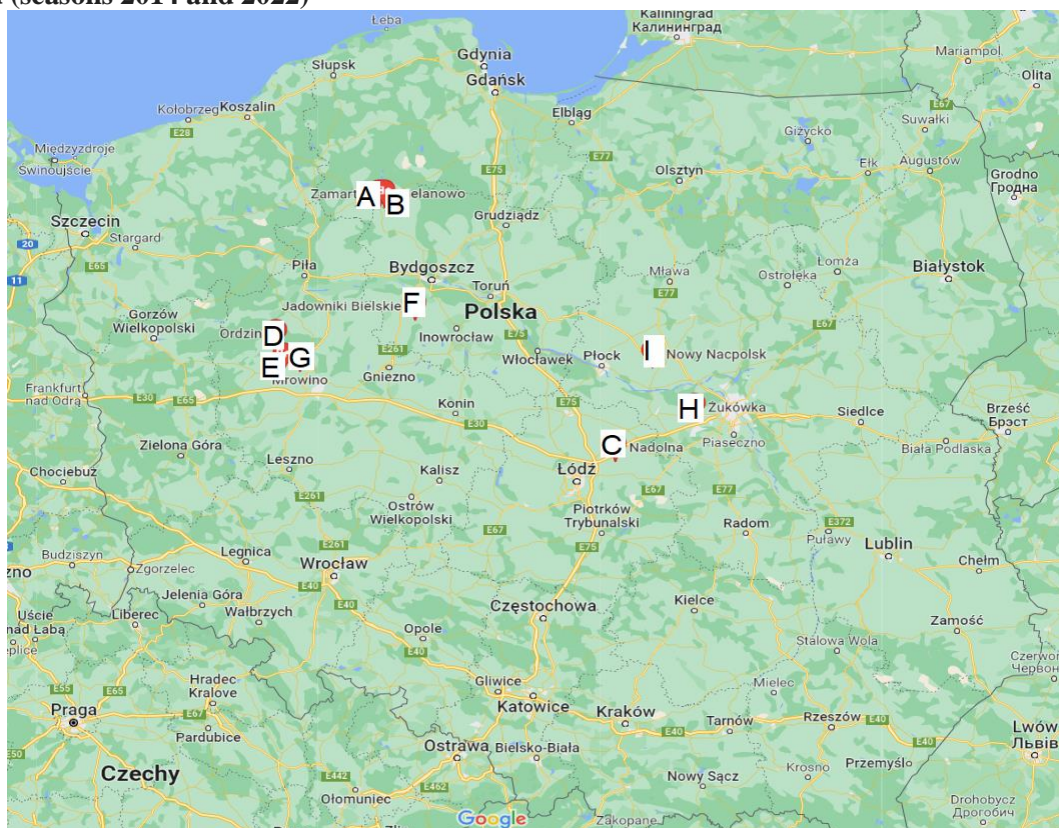
From total of seven trials of Acetamipryd 200 SL efficacy against cabbage seed weevil and brassica pod midge in winter oilseed rape during spring 2022 and 2023 seasons, all of them were performed in Poland. Trials were set in 5 voivodeships: Masovian, Kuiavian-Pomeranian, Greater Poland, Opole and Silesia.

Trials were set in 2022 and conducted by Eurofins Agrosiences and Green & Property Consulting in the locations below:

	Year	Coun-try	Trial ID	Location	Variety	Soil type	pH
A	2022	PL	S22-02258-01	Gorszewice	Annabella	Loamy sand	5,3
B	2022	PL	S22-02258-02	Ordzin	Derrick	Sandy loam	6,6
C	2022	PL	S22-02258-03	Chlewiska	Dynamic	Loamy sand	4,8
D	2022	PL	S22-02258-04	Jadowniki Biel-skie	Atora	Loamy sand	6,8
E	2022	PL	008GPSE202201	Żukówka	Duke F1	Loamy sand	5.5
F	2022	PL	008GPSE202202	Zaborowo	KWS Marcopolo	Sandy clay	6.9
G	2023	PL	005GPSE202301	Jankowice Wielkie	Kuga	Loamy sand	6.9

All of the abovementioned trials were conducted in randomized complete block design in four replications. Primary infestation levels assessments were done at the application day between crop BBCH 60 and 67. Assessments for both species were performed 24 days after application and number of larvae of each species was counted in the pods. Additionally for brassica pod midge, summary of assessments performed 5-7 days after the application will be showed (second assessment after the application). Evaluations were done in accordance with EPPO PP 1/107 (3) “*Ceutorhynchus assimilis*” and PP 1/220 (1) “*Dasineura brassicae*” guidelines.

**Picture 3. A map of efficacy against pollen beetle trial locations in winter oilseed rape performed in Poland (seasons 2014 and 2022)**



From total of nine trials of Acetamipryd 200 SL efficacy against pollen beetle in winter oilseed rape during spring 2014 and 2022 seasons, all of which were performed in Poland. Trials were set in 5 voivodeships: Masovian, Kuiavian-Pomeranian, Pomeranian, Greater Poland and Łódzkie.

Trials were set in 2014 and 2022 and conducted by ANADIAG, Eurofins Agrosiences and Green & Property Consulting in the locations below:

	Year	Country	Trial ID	Location	Variety	Soil type	pH
A	2014	PL	PL 14 008 PL1	Zamarte	Trinity	Sandy clay loam	6,5
B	2014	PL	PL 14 008 PL2	Melanowo	Adriana	Sandy clay loam	6
C	2014	PL	PL 14 008 PL5	Nadolna	Monolit	Sandy loam	7
D	2022	PL	S22-02257-01	Ordzin	Derrick	Sandy loam	6,4
E	2022	PL	S22-02257-02	Gorszewice	Annabella	Sandy loam	5,3
F	2022	PL	S22-02257-03	Jadowniki Bielskie	Atora	Sandy loam	6,8
G	2022	PL	S22-02257-04	Mrowino	Ambassador	Sandy loam	7,8
H	2022	PL	006GPSE202201	Żukówka	Duke F1	Loamy sand	5,5
I	2022	PL	006GPSE202202	Nowy Nacpolsk	Tajfun F1	Sandy clay	7,8

All of the abovementioned trials were conducted in randomized complete block design in four replications. Primary infestation levels assessments were done at the application day between crop BBCH 51 and 59. Assessment considered in the summary of trials was the one done 3 to 5 days after the application (A2 assessment). Evaluations were done in accordance with EPPO PP 1/178 (3) “*Meligethes aeneus* on rape” guideline.



**Picture 4. A map of efficacy against colorado beetle trial locations in potato performed in Poland (season 2022)**



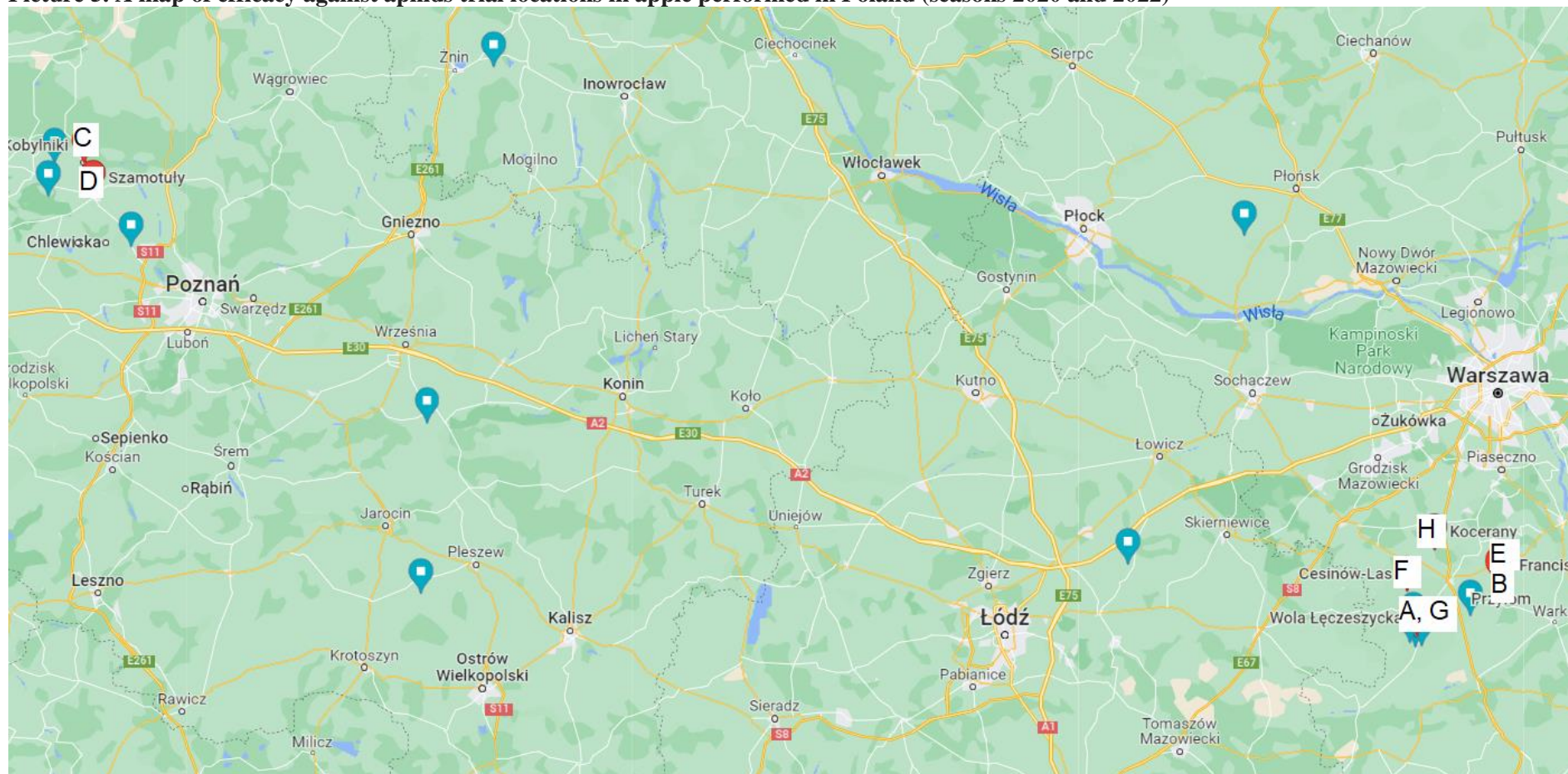
From total of seven efficacy trials of Acetamipryd 200 SL in potato during 2022 season, all of them were performed in Poland. Trials were set in 5 voivodeships: Masovian, Kuiavian-Pomeranian, Greater Poland, Łódzkie and Lower Silesia..

Trials were set in 2022 and conducted by Green & Property Consulting in the locations below:

	Year	Coun-try	Trial ID	Location	Variety	Soil type	pH
A	2022	PL	042GPSE202201	Wola Kałkowa	Irga	Sand	5.3
B	2022	PL	042GPSE202202	Nowojowice	Jelly	Loamy sand	6.3
C	2022	PL	042GPSE202203	Kłoda	Irys	Clayey sand	6.6
D	2022	PL	042GPSE202204	Jabłowo Pałuckie	Melody	Clay loam	6.9
E	2022	PL	042GPSE202205	Izdebno	Satina	Clay loam	6.9
F	2022	PL	042GPSE202206	Owczary	Gala	Sandy clay	7.1
G	2022	PL	042GPSE202207	Nowa Sucha	Lilly	Loamy sand	6.2

All of the trials listed in the table above were conducted in randomized complete block design in four replications. Primary infestation levels assessments were done at the application day between crop BBCH 36 and 75. First assessment after application was performed 1 - 3 days after application A and 7 - 12 days after application A. For the purposes of the trials summary present in this dossier, the applicant used the data generated during A3 assessment (7-12 days after the application). Evaluations were done in accordance with EPPO PP 1/12 (4) “*Leptinotarsa decemlineata*” guideline.

**Picture 5. A map of efficacy against aphids trial locations in apple performed in Poland (seasons 2020 and 2022)**



From total of eight trials of Acetamipryd 200 SL efficacy against aphids in apple during spring 2020 and 2022 seasons, all of them were performed in Poland. Trials were set in 2 voivodeships: Masovian and Greater Poland.



Trials were set in 2020 and 2022 and conducted by Eurofins Agrosiences and Green & Property Consulting in the locations below:

	Year	Country	Trial ID	Location	Variety	Soil type
A	2020	PL	S20-04142-01	Wola Łęczeszzycka	Gloster	Loamy clay
B	2020	PL	S20-04142-02	Przyłom	Alwa	Clay loam
C	2020	PL	S20-04142-03	Kobylniki	Alwa	Loamy sand
D	2020	PL	S20-04142-04	Szamotuły	Cortland	Sandy loam
E	2022	PL	S22-02283-01	Franciszków	Alwa	Loamy sand
F	2022	PL	S22-02283-02	Cesinów Las	Rubinstar	Loamy clay
G	2022	PL	S22-02283-03	Wola Łęczeszzycka	Camspur	Loamy sand
H	2022	PL	011GPSE202201	Kocerany	Gala	Sandy clay

Considered in this report assessment is the A3 assessment. According to EPPO guideline 1/258, A3 assessment is done:

For trials with pre-flowering application

1-2 weeks after the 2nd assessment (2nd assessment: after application as soon as possible at sufficient pest density.

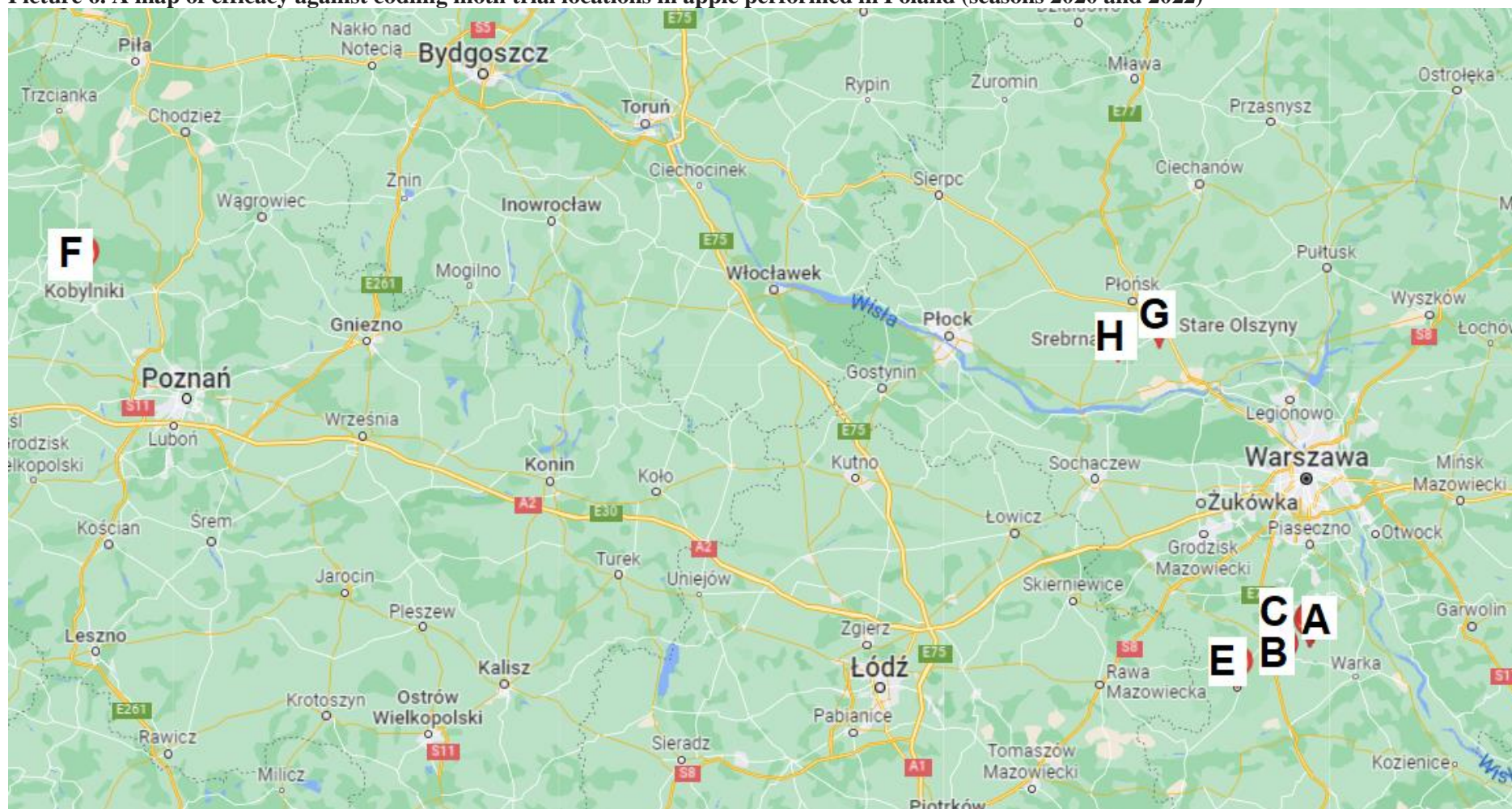
For trials with post-flowering application

3rd assessment 7-10 days after application.

From all the trials submitted by the applicant, in only one application of the product was done pre-flowering. However due to the nature of the aphids, type of their assessment (counting the specimens), applicant decided to combine trials with both types of the assessments, considering A3 (third assessment) for the purposes of this summary.

All of the abovementioned trials were conducted in randomized complete block design in four replications. Primary infestation levels assessments were done at the application day between crop BBCH 09 and 76. Assessment considered in the summary of the efficacy in all of the submitted trials was the third one, Evaluations were done in accordance with EPPO PP 1/258 (1) “Aphids on top fruit” guideline.

**Picture 6. A map of efficacy against codling moth trial locations in apple performed in Poland (seasons 2020 and 2022)**



From total of eight trials of Acetamipryd 200 SL efficacy against codling moth in apple during spring 2020 and 2022 season, all of them were performed in Poland. Trials were set in two voivodeships: Masovian (where most of the Polish apple production is located) and Greater Poland

Trials were set in 2022 and conducted by Eurofins Agrosiences and Green & Property Consulting in the locations below:

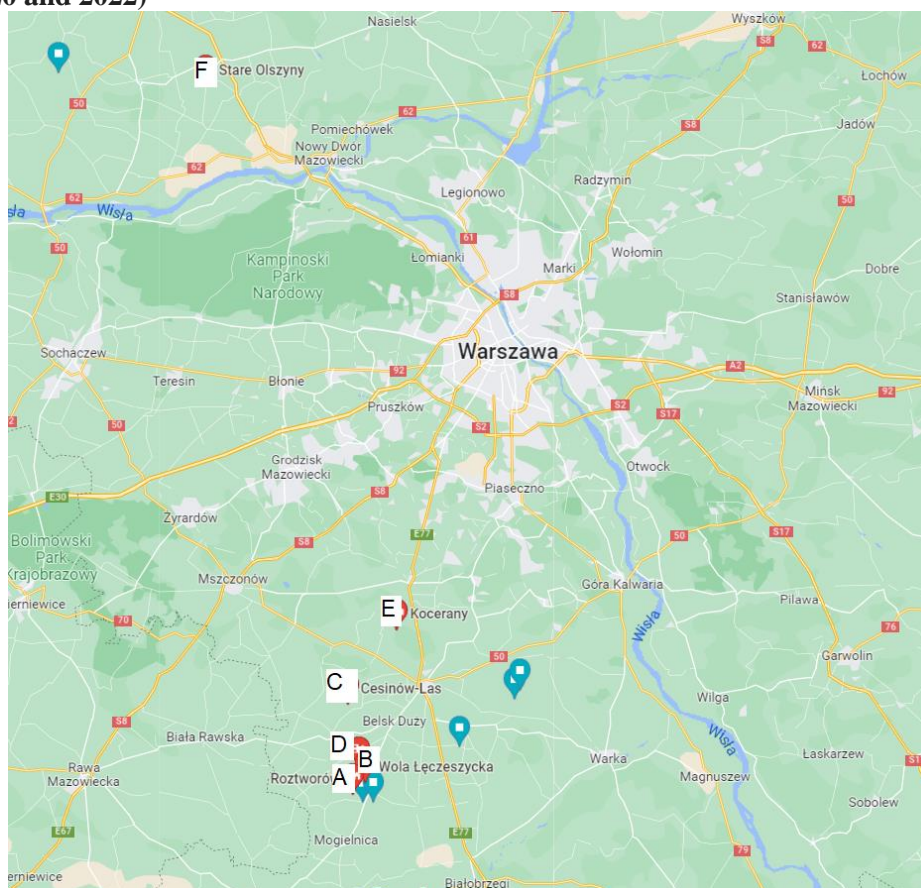
	Year	Country	Trial ID	Location	Variety	Soil type
A	2020	PL	S20-04140-01	Przylom	Gala	Clay loam
B	2020	PL	S20-04140-02	Gniejewice	Ligol	Sandy clay
C	2022	PL	S22-02281-01	Franciszków	Gala	Loamy sand
D	2022	PL	S22-02281-02	Gniejewice	Ligol	Sandy loam
E	2022	PL	S22-02281-03	Wola Łęczeszycka	Red Jonaprince	Loamy clay
F	2022	PL	S22-02281-04	Kobylniki	Šampion	Sandy loam
G	2022	PL	010GPSE202201	Stare Olszyny	Red Jonaprince	Sandy clay
H	2022	PL	010GPSE202202	Srebrna	Gala	Loamy sand

All of the abovementioned trials were conducted in randomized complete block design in four replications. Applications were done according to the *C.pomonella* caught in the pheromone traps. First assessment after which was considered in a summary present in this dossier, was done 73 days after the application B in year 2020 (it happened due to late occurrence of the later generations of the pest) and c.a. 3 weeks after the application B (in year 2022).

For a long-term action in control of codling moth, assessment at the commercial harvest was performed by checking at least 300 fruits per plot.

Evaluations were done in accordance with EPPO PP 1/7 (3) “*Cydia pomonella*” guideline.

**Picture 7. A map of efficacy against apple woolly aphid trial locations in apple performed in Poland (seasons 2020 and 2022)**



From total of six trials of Acetamipryd 200 SL efficacy against apple woolly aphid in apple during spring 2020 and 2022 seasons, all of them were performed in Poland. Trials were set in one voivodeship, Masovian, which is center of apple production in Poland.

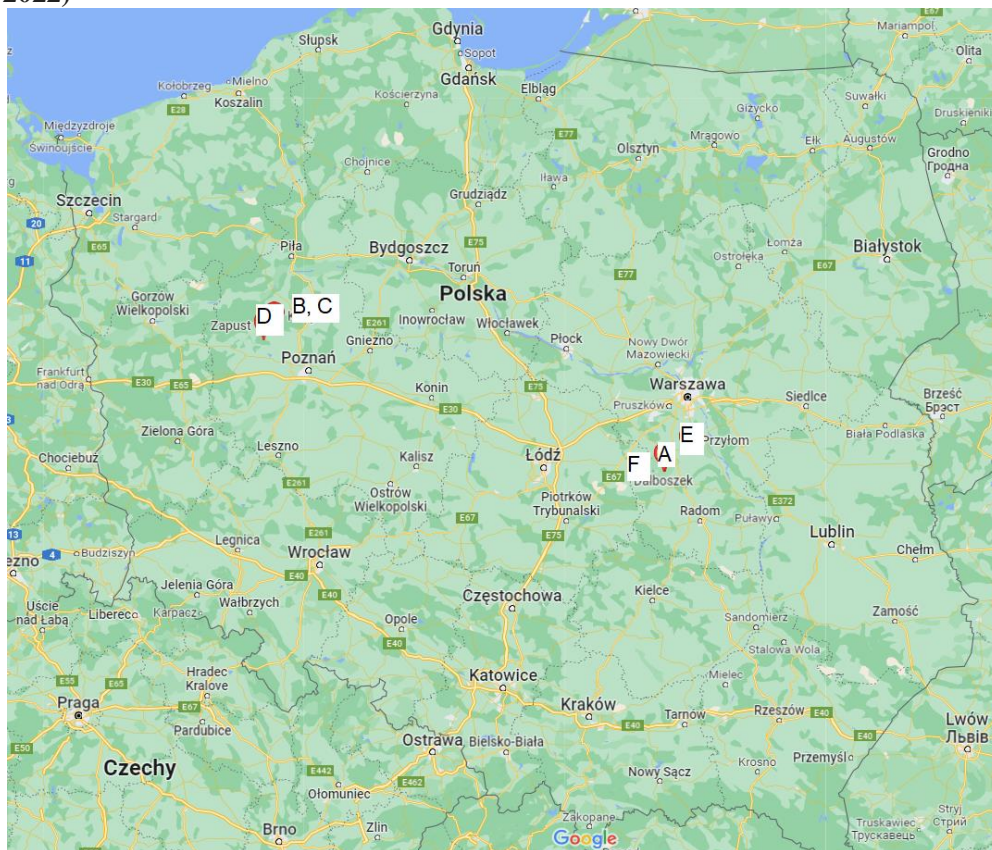


Trials were set in 2022 and conducted by Eurofins Agrosiences and Green & Property Consulting in the locations below:

	Year	Country	Trial ID	Location	Variety	Soil type
A	2020	PL	S20-04471-01	Roztworów	Celeste	Loamy clay
B	2022	PL	S22-02284-01	Wola Łęczeszycka	Celesta	Loamy sand
C	2022	PL	S22-02284-02	Cesinów Las	Rubinstar	Loamy clay
D	2022	PL	S22-02284-03	Koziel	Red Jonaprince	Loamy clay
E	2022	PL	012GPSE202201	Kocerany	Sampion	Sandy loam
F	2022	PL	012GPSE202202	Stare Olszyny	Jonagold	Sandy loam

All of the abovementioned trials were conducted in randomized complete block design in four replications. Primary infestation levels were assessed at the application day between crop BBCH 73 and 78. The assessment considered in the trials summary in this dossier were done 14 days after application. Evaluations were done in accordance with EPPO PP 1/254 (1) “*Eriosoma lanigerum* on apple” guideline.

**Picture 8. A map of efficacy against apple sawfly trial locations in apple performed in Poland (seasons 2020 and 2022)**



From total of six trials of Acetamipryd 200 SL efficacy against apple sawfly during spring 2020 and 2022 seasons, all of them were performed in Poland. Trials were set in two voivodeships: Masovian, and Greater Poland.

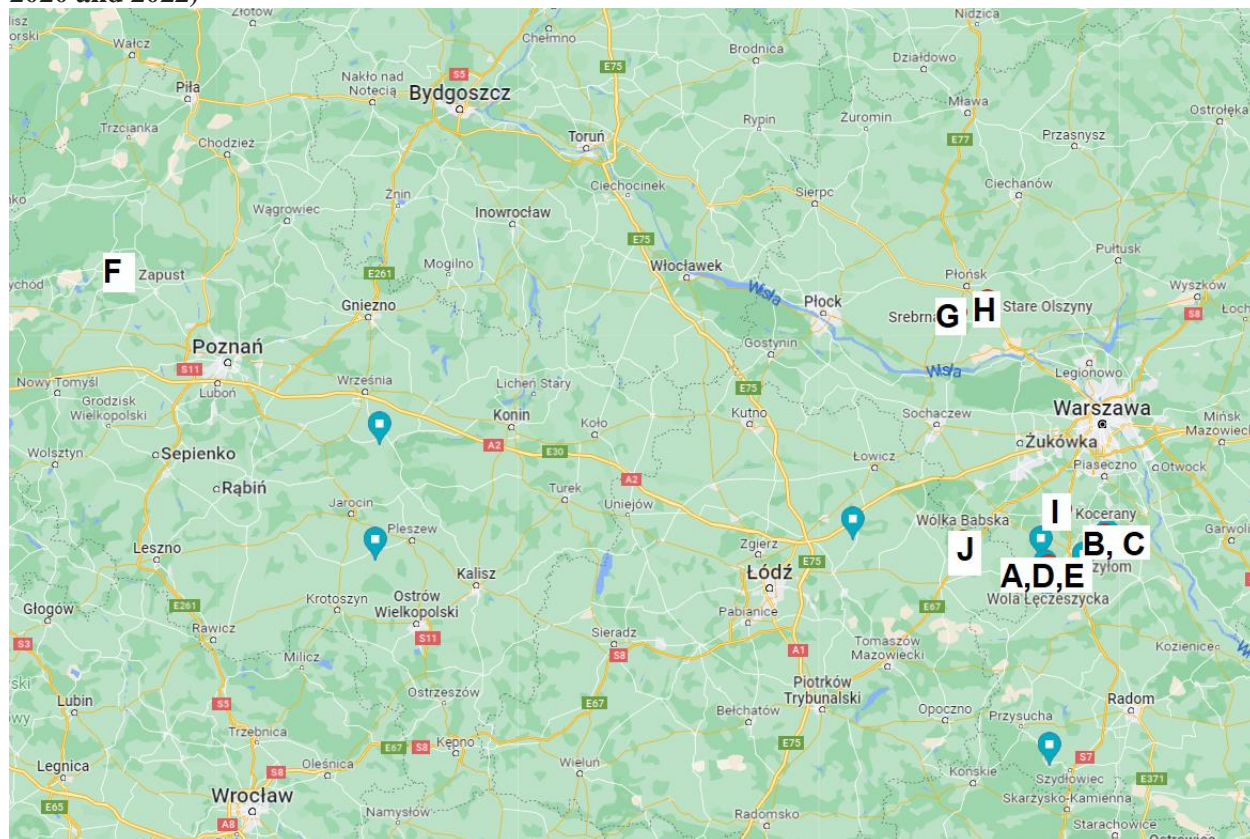
Trials were set in 2020 and 2022 and conducted by Eurofins Agrosiences and in the locations below:

	Year	Country	Trial ID	Location	Variety	Soil type
A	2020	PL	S20-04141-01	Kozietuły Nowe	Sampion	Sandy loam
B	2020	PL	S20-04141-02	Kobylniki	Alwa	Loamy sand
C	2022	PL	S22-02282-01	Kobylniki	Sampion	Sandy loam
D	2022	PL	S22-02282-02	Zapust	Idared	Loamy sand
E	2022	PL	S22-02282-03	Przyłom	Idared	Loamy clay
F	2022	PL	S22-02282-04	Dalboszek	Sampion	Sandy loam



All of the abovementioned trials were conducted in randomized complete block design in four replications. Applications were performed according to pest signalization, between crop BBCH 32 and 33. First and only efficacy assessment after application was performed 19 - 20 days after application A. Evaluations were done in accordance with EPPO PP 1/33 (2) "*Hoplocampa spp.*" guideline.

**Picture 9. A map of efficacy against tortrix moths trial locations in apple performed in Poland (seasons 2020 and 2022)**



From total of ten trials of Acetamipryd 200 SL efficacy in apple orchards against Tortrix moths, during spring 2020 and 2022 seasons, all of them were performed in Poland. Trials were set in 3 voivodeships: Masovian, Greater Poland and Łódzkie. Most of them were located in the area where majority of apple orchards in Poland are concentrated.

Trials were set in 2020 and 2022 seasons, and were conducted by Eurofins Agrosiences and Green & Property Consulting in the locations below:

	Year	Country	Trial ID	Location	Variety	Soil type
A	2020	PL	S20-04139-01	Wola Łęczeszicka	Gloster	Clay loam
B	2020	PL	S20-04139-02	Przyłom	Gloster	Clay loam
C	2022	PL	S22-02276-01	Przyłom	Sampion	Sandy loam
D	2022	PL	S22-02276-02	Wola Łęczeszicka	Red Jonaprince	Loamy clay
E	2022	PL	S22-02276-03	Wola Łęczeszicka	Alwa	Loamy clay
F	2022	PL	S22-02276-04	Zapust	Idared	Loamy clay
G	2022	PL	009GPSE202201	Srebrna	Gala	Sandy loam
H	2022	PL	009GPSE202202	Stare Olszyny	Red Jonaprince	Sandy clay
I	2022	PL	009GPSE202203	Kocerany	Jonagold	Sandy clay
J	2022	PL	009GPSE202204	Wólka Babska	Jonagold	Loamy sand

All of the abovementioned trials were conducted in randomized complete block design in four replications. The application was done according to the number of insects caught in the traps, between crop BBCH 57

and 59 (Application A) and BBCH 72 and 81 (application B). Assessments considered for the purposes of the summary of these trials in the dossier were done 14 days after the application B (for short term efficacy) and during harvest of the fruits (for the long term efficacy). Evaluations were done in accordance with EPPO PP 1/6 (3) “*Adoxophyes orana*” guideline.

**Table 3.2-6: Presentation of reference standards used in trials (efficacy trials)**

Crop(s)	Reference standard	Country(ies) where the product is registered <sup>(1)</sup>	Authorization number	Active substance(s)	Formulation		Registered application rate <sup>(3)</sup>	Application rate in trials (per treatment)	Remark <sup>(4)</sup>
					Type <sup>(2)</sup>	Concentration of a.s.			
Winter oilseed rape	Mospilan 20 SP	PL	R-37/2008	Acetamiprid	SP	200 g/kg	0.12-0.25 kg/ha	CEUTQU, CEUTNA 0.25 kg/ha;  MELIAE 0.08-0.12 kg/ha;  DASYBR CEUTAS, 0.12 kg/ha	1 application per season; 200-400 L/ha of spray volume; Foliar spray
Potato	Mospilan 20 SP	PL	R-37/2008	Acetamiprid	SP	200 g/kg	0.08-0.12 kg/ha	0.08 kg/ha	1 application per season; 200-400 L/ha of spray volume; Foliar spray
Apple	Mospilan 20 SP	PL	R-37/2008	Acetamiprid	SP	200 g/kg	0.125-0.2 kg/ha	CARPP0 0.2 kg/ha;  HOPLTE 0.125 kg/ha  Aphids 0.125 kg/ha  ERISLA 0.2 kg/ha	CARPP0 2. applications per season; 500-900 L/ha of spray volume; foliar spray Rest: 1. applications per season; 500-900 L/ha of spray volume; foliar spray
Apple	Affirm 095 SG	PL	R-6/2012wu	Emamectin benzoate	SG	200 g/L	2.5 kg/ha	2.5 kg/ha	2. applications per season; 600-1000 L/ha of spray volume; foliar spray

(1) only on use(s) applied for (with the test product).

(2) e.g. WP (wetable powder), EC (emulsifiable concentrate), etc.

(3) dose(s) / dose range authorized on that use in the country.

(4) Other relevant information (e.g. uses, number of applications, spray volume, method of application, etc.).

**ZRMs comments:**

Acetamiprid is a systemic insecticide belonging to the neonicotinoid class, primarily used for managing pests in various crops:

- *winter oilseed rape* –primarily used against aphids, which can transmit viruses affecting the crop. Generally applied as a foliar spray. Effective at preventing pest infestations.
- *potato* – control pests such as aphids, Colorado potato beetle and others that threaten tuber development and yield. Early application recommended to reduce pest populations during planting and growing season.
- *apple* – effective against aphids, leafhoppers and other harmful insects that can damage foliage and fruit quality.
- *minor crops* – use in vegetables, berries and ornamentals to control a range of pests. Can be integrated

into diverse pest management strategies, considered for organic production in some regions.

Acetamiprid offers several advantages as an insecticide, making it a popular choice among agricultural practitioners. Targets a broad range of pests, including aphids, beetles and whiteflies, effectively reducing pest populations. Being systemic, it can be absorbed by plants, providing protection from within and enhancing its efficacy against sap-sucking insects. Offers extended residual control, helping to manage pest populations over longer periods and reducing the need for frequent applications. Can be used as part of IPM programs, allowing for sustainable pest management strategies that reduce reliance on chemical controls. Rapid action against pests, leading to a quick reduction in pest populations and minimizing crop damage. Suitable for various crops, including major ones like winter oilseed rape, potatoes and apples, as well as many minor crops. When used in rotation with other modes of action, it may help in reducing the risk of developing resistance among pests.

While acetamiprid has several advantages, it also has some drawbacks. There are concerns about its impact on pollinators, particularly bees, which can be adversely affected by exposure. Pests can develop resistance over time if acetamiprid is used repeatedly, diminishing its effectiveness and leading to population resurgence. It can leach into water sources, raising concerns about potential contamination of groundwater and aquatic ecosystems. While effective against many insects, it may not control certain pests or stages of development (like eggs) effectively. Depending on environmental conditions, the effectiveness can vary, sometimes necessitating additional applications for sustained control.

All necessary information's about tested plant protection product, active substance, studied pests, reference products, etc. are correctly presented in this dRR by Applicant. This documented is evaluated by Poland as a ZRMs. Lack of cMS mentioned in report B0 by Applicant.

This document summarises the information related to the efficacy of the plant protection product – Acetamipryd 200 SL (product code), according to Article 33 of regulation 1107/2009. In Poland, 40 PPPs with acetamiprid are registered and commonly used as insecticides (in line to the Ministry Register of Plant Protection Products, dated 31.01.2025).

The product – Acetamipryd 200 SL containing acetamiprid by Pestila Sp. z o.o. and ProAgri International Sp. z o.o. was evaluated by Poland as a ZRMs. No cMS was presented by Applicant. Acetamipryd 200 SL will be sold as a trade name PIORUN 200 SL by Pestila Sp. z o.o. and Acetamipryd 200 SL by ProAgri International Sp. z o.o.

### 3.2.1 Preliminary tests (KCP 6.1)

No results of the preliminary range-finding tests are presented since no screening trials were carried out. However, the active substance used in Acetamipryd 200 SL, acetamiprid have been commonly used in agricultural practice for many years.

#### **ZRMs comments:**

Acetamiprid has been used as an insecticide since its introduction in the late 1990s. It was developed by the Japanese company and gained registration in various countries around 2000. Since then, it has been utilized in agriculture for over two decades to control a wide variety of insect pests on numerous crops. Its continued use reflects ongoing research and development in pest management practice, alongside considerations of efficacy, safety and environmental impact.

Farmers and agricultural professionals adopted acetamiprid for use in various crops, such as fruits, vegetables and ornamentals. Today, acetamiprid remains a widely used insecticide, valued for its effectiveness. In Poland, insecticide with acetamiprid was registered for the first time in 2000s.

It is no need for presenting results of the preliminary range finding tests. Information provided by Applicant are sufficient. **There was no need for preliminary range-finding tests in the opinion of ZRMs.**

### 3.2.2 Minimum effective dose tests (KCP 6.2)

Minimum effective dose tests were not carried out. However, several doses of Acetamipryd 200 SL were tested during efficacy studies and the lowest effective dose was selected. The tests were conducted in accordance with EPPO standard PP 1/225 (2) '*Minimum effective dose*', which advises on the minimum requirements necessary to ensure consistency of decision making.

#### Winter oilseed rape pests

23 field trials were set out to present the control of the insects in winter oilseed rape. Acetamipryd 200 SL was tested in rates:

- from 0.15 L/ha to 0.25 L/ha (30-50 g/ha of acetamiprid) in order to determine the minimum effective dose against stem weevils.
- from 0.08 L/ha to 0.12 L/ha (16-24 g/ha of acetamiprid) in order to determine the minimum effective dose against pollen beetle
- from 0.072 L/ha to 0.12 L/ha (14.4-24 g/ha of acetamiprid) in order to determine the minimum effective dose against brassica pod midge and cabbage seed weevil

The rates reflect the proposed label rates, 60% and 80% of the lowest recommended rate in winter oilseed rape trials. Which, in applicant opinion, fulfils the requirements from the EPPO standard PP 1/225 (2) '*Minimum effective dose*'.

#### Winter oilseed rape:

##### CEUTNA

For the BBCH 30-39, the 0.15 L/ha and 0.2 L/ha doses of Acetamipryd 200 SL provided inferior control when compared to 0.25 L/ha of Acetamipryd 200 SL in 7 trials out of 7 trials.

##### CEUTQU

For the BBCH 30-39, the 0.15 L/ha and 0.2 L/ha doses of Acetamipryd 200 SL provided inferior control when compared to 0.25 L/ha of Acetamipryd 200 SL in 7 trials out of 7 trials.

##### MELIAE

For the BBCH 51-59, the 0.08 L/ha rate of Acetamipryd 200 SL provided inferior control when compared to 0.1-0.12 L/ha of Acetamipryd 200 SL in 9 trials out of 9 trials.

##### CEUTAS

For the BBCH 65-67, the 0.072 L/ha and 0.096 L/ha doses of Acetamipryd 200 SL provided inferior control when compared to 0.12 L/ha of Acetamipryd 200 SL in 5 trials out of 5 trials.

##### DASYBR

For the BBCH 60-67, the 0.2 L/ha and 0.3 L/ha doses of Acetamipryd 200 SL provided inferior control when compared to 0.6 L/ha of Acetamipryd 200 SL in 7 trials out of 7 trials.

**Table 3.2-7: Minimum effective dose. Efficacy of Acetamipryd 200 SL at proposed label rates, at 60% and 80% of the lowest recommended dose rate at BBCH 30-39 Rape stem weevil (CEUTNA) in winter oilseed rape.**

Grouping *	Number of trials	Infestation of the untreated control (number)		% control with Acetamipryd 200 SL					
				0.15 L/ha (60% of the lowest recommended rate)		0.2 L/ha (The lowest recommended rate)		0.25 L/ha (Full rate)	
				Mean	Min & Max	Mean	Min & Max	Mean	Min & Max
CEUTNA	6	10.8	2-26	63.18	53-75	75.82	66.9-95	85.48	77.5-99



Assessment considered in the summary in the table above was done 38-75 days after the application A. Assessed parameter used to define product efficacy was number of larva which have been found in and on plants.

**Table 3.2-8: Minimum effective dose. Efficacy of Acetamipryd 200 SL at proposed label rates, at 60% and 80% of the lowest recommended dose rate at BBCH 30-39 against Cabbage stem weevil (CEUTQU) in winter oilseed rape.**

Grouping *	Number of trials	Infestation of the untreated control (number)		% control with Acetamipryd 200 SL					
				0.15 L/ha (60% of the lowest recommended rate)		0.2 L/ha (The lowest recommended rate)		0.25 L/ha (Full rate)	
		Mean	Min & Max	Mean	Min & Max	Mean	Min & Max	Mean	Min & Max
CEUTQU	6	8.6	2.3-25	63.57	53-91	77.91	72-97	86.14	80-98

Assessment considered in the summary in the table above was done 38-75 days after the application A. Assessed parameter used to define product efficacy was number of larva which have been found in and on plants.

**Table 3.2-9: Minimum effective dose. Efficacy of Acetamipryd 200 SL at proposed label rates, at 60% and 80% of the lowest recommended dose rate at BBCH 51-59 against Pollen beetle (MELIAE) in winter oilseed rape.**

Grouping *	Number of trials	Infestation of the untreated control (number)		% control with Acetamipryd 200 SL					
				0.08 L/ha (60% of the lowest recommended rate)		0.1 L/ha (The lowest recommended rate)		0.12 L/ha (Full rate)	
		Mean	Min & Max	Mean	Min & Max	Mean	Min & Max	Mean	Min & Max
MELIAE	9	15.73	5.1-34.6	70.82	54.6-93.7	81.08	64.8-93.2	87.9	74-98

Presented summary was prepared on the basis of the A2 assessment (3-5 days after the application).

**Table 3.2-10: Minimum effective dose. Efficacy of Acetamipryd 200 SL at proposed label rates, at 60% and 80% of the lowest recommended dose rate at BBCH 65-67 against Cabbage gale (CEUTAS) weevil in winter oilseed rape.**

Grouping *	Number of trials	Infestation of the untreated control (number)		% control with Acetamipryd 200 SL					
				0.072 L/ha (60% of the lowest recommended rate)		0.096 L/ha (The lowest recommended rate)		0.12 L/ha (Full rate)	
		Mean	Min & Max	Mean	Min & Max	Mean	Min & Max	Mean	Min & Max
CEUTAS	5	1.5	0.2-3.1	54.22	34-62.1	71.07	49-82	82.71	77-87.6

Assessment considered in the summary in the table above was done 21-24 days after the application A. Assessed parameter used to define product efficacy was number of larva which have been found in and on plants.

**Table 3.2-11: Minimum effective dose. Efficacy of Acetamipryd 200 SL at proposed label rates, at 60% and 80% of the lowest recommended dose rate at BBCH 60-67 against Brassica pod midge (DASYBR) in winter oilseed rape.**

Grouping *	Number of trials	Infestation of the untreated control (number)		% control with Acetamipryd 200 SL					
				0.072 L/ha (60% of the lowest recommended rate)		0.096 L/ha (The lowest recommended rate)		0.12 L/ha (Full rate)	
		Mean	Min & Max	Mean	Min & Max	Mean	Min & Max	Mean	Min & Max
DASYBR <sup>1</sup>	5	2.66	1.7-2.9	59.24	50-65.2	77.43	71-86	83.4	80-87
DASYBR <sup>2</sup>	2	17.5	16.2-18.8	53.45	48.3-58.6	62.55	50.2-74.9	78.35	72.7-84

<sup>1</sup>- Based on total larva count

<sup>2</sup>- Based on affected pods

Assessment considered in the summary in the table above was done 21-24 days after the application A. Assessed parameter used to define product efficacy was number of larva which have been found in and on plants and A3 (16 days after the application A) assessment of the affected pods.

### Potato pests

7 field trials were set out to present the control of the Colorado beetle in potato. Acetamipryd 200 SL was tested in rates:

- from 0.06 L/ha to 0.12 L/ha (12-24 g/ha of acetamiprid) in order to determine the minimum effective dose against Colorado beetle.

The rates reflect the proposed label rates, 50% and 66% of the lowest recommended rate in winter oilseed rape trials. Which, in applicant opinion, fulfils the requirements from the EPPO standard PP 1/225 (2) 'Minimum effective dose'.

### Potato:

#### LPTNDE

For the BBCH 36-75, the 0.06 L/ha rate of Acetamipryd 200 SL provided inferior control when compared to 0.08 L/ha and 0.12 L/ha of Acetamipryd 200 SL in 7 trials out of 7 trials.

**Table 3.2-12: Minimum effective dose. Efficacy of Acetamipryd 200 SL at proposed label rates, at 50% and 66% of the lowest recommended dose rate at BBCH 36-75 against Colorado beetle (LPTNDE) in potato.**

Grouping *	Number of trials	Infestation of the untreated control <sup>1,2</sup> - Number <sup>3</sup> - %		% control with Acetamipryd 200 SL					
				0.06 L/ha (60% of the lowest recommended rate)		0.08 L/ha (The lowest recommended rate)		0.12 L/ha (Full rate)	
		Mean	Min & Max	Mean	Min & Max	Mean	Min & Max	Mean	Min & Max
LPTNDE <sup>1</sup>	7	186.39	47-338.8	72.54	50.1-83.4	92.93	82.3-100	95.26	84.5-100
LPTNDE <sup>2</sup>	3	11 <sup>1</sup> / <sub>3</sub>	5-20	74.87	33.6-100	87.37	67.4-100	85.43	60.8-100
LPTNDE <sup>3</sup>	7	26.94%	4.5%-32.9%	66.71	49.5-86.8	92.06	83.2-98.1	95.31	92-98.8

<sup>1</sup>- Based on total larva count

<sup>2</sup>- Based on adults count

<sup>3</sup>- Based on % of damage

Presented summary was prepared on the basis of the A2 assessment (7-12 days after the application). For the imago stage of Colorado beetle only 3 trials were considered due to very low numbers of adults during

the assessments in the rest of the trials).

### Apple trees pests

38 field trials were set out to present the control of the insects in apple orchards. Acetamipryd 200 SL was tested in rates:

- from 0.07 L/10000m<sup>2</sup> LWA to 0.118 L/10000m<sup>2</sup> LWA (14-23.6 g/10000m<sup>2</sup> LWA of acetamiprid) in order to determine the minimum effective dose against Tortix moths.
- from 0.07 L/10000m<sup>2</sup> LWA to 0.118 L/10000m<sup>2</sup> LWA (14-23.6 g/10000m<sup>2</sup> LWA of acetamiprid) in order to determine the minimum effective dose against Codling moth.
- from 0.047 L/10000m<sup>2</sup> LWA to 0.073 L/10000m<sup>2</sup> LWA (9.4-14.6 g/10000m<sup>2</sup> LWA of acetamiprid) in order to determine the minimum effective dose against Apple sawfly.
- from 0.047 L/10000m<sup>2</sup> LWA to 0.073 L/10000m<sup>2</sup> LWA (9.4-14.6 g/10000m<sup>2</sup> LWA of acetamiprid) in order to determine the minimum effective dose against aphids.
- from 0.07 L/10000m<sup>2</sup> LWA to 0.118 L/10000m<sup>2</sup> LWA (14-23.6 g/10000m<sup>2</sup> LWA of acetamiprid) in order to determine the minimum effective dose against apple woolly aphid.

The rates reflect the proposed label rates, 60% and 80% of the lowest recommended rate in winter oilseed rape trials. Which, in applicant opinion, fulfils the requirements from the EPPO standard PP 1/225 (2) '*Minimum effective dose*'.

#### Apple:

##### TORTSP

For the BBCH 57-59 (App. A) and BBCH 72-81 (App. B), the 0.07 L/10000m<sup>2</sup> LWA and 0.094 L/10000m<sup>2</sup> LWA doses of Acetamipryd 200 SL provided inferior control when compared to 0.118 L/ha of Acetamipryd 200 SL in 10 trials out of 10 trials.

##### CARPPO

For the BBCH 61-75, the 0.07 L/10000m<sup>2</sup> LWA and 0.094 L/10000m<sup>2</sup> LWA doses of Acetamipryd 200 SL provided inferior control when compared to 0.118 L/10000m<sup>2</sup> LWA of Acetamipryd 200 SL in 8 trials out of 8 trials.

##### HOPLTE

For the BBCH 65-69, the 0.047 L/10000m<sup>2</sup> LWA and 0.059 L/10000m<sup>2</sup> LWA doses of Acetamipryd 200 SL provided inferior control when compared to 0.073 L/10000m<sup>2</sup> LWA of Acetamipryd 200 SL in 6 trials out of 6 trials.

##### APHIPO

For the BBCH 09-76, the 0.047 L/10000m<sup>2</sup> LWA and 0.059 L/10000m<sup>2</sup> LWA doses of Acetamipryd 200 SL provided inferior control when compared to 0.073 L/10000m<sup>2</sup> LWA of Acetamipryd 200 SL in 8 trials out of 8 trials.

##### ERISLA

For the BBCH 73-78, the 0.07 L/10000m<sup>2</sup> LWA and 0.094 L/10000m<sup>2</sup> LWA doses of Acetamipryd 200 SL provided inferior control when compared to 0.118 L/10000m<sup>2</sup> LWA of Acetamipryd 200 SL in 6 trials out of 6 trials.

**Table 3.2-13: Minimum effective dose. Efficacy of Acetamipryd 200 SL at proposed label rates, at 60% and 80% of the lowest recommended dose rate at BBCH 57-59 (App. A) and BBCH 72-81 (App. B) against Tortix moths in apple.**

Group- ing *	Number of trials	Infestation of the un- treated control (unit)		% control with Acetamipryd 200 SL					
				0.07 L/10000m <sup>2</sup> LWA (60% of the lowest rec- ommended rate)		0.094 L/10000m <sup>2</sup> LWA (80% of the lowest rec- ommended rate)		0.118 L/10000m <sup>2</sup> LWA (Lowest recommended rate/Full rate)	
		Mean	Min & Max	Mean	Min & Max	Mean	Min & Max	Mean	Min & Max
TORTSP <sup>1</sup>	10	10.67	8-16.6	65.43	51-77	78.27	62.5-90	91.56	83.4-100
TORTSP <sup>2</sup>	10	8.21	3.2-22.6	64.31	45-82.7	75.29	57-88.6	88.63	85-95

<sup>1</sup>For the assessment done 14-24 DA-A (larva number)

<sup>2</sup>For the assessment done at harvest (attacked fruits)

Results are clearly showing that for the control of the abovementioned pest, rate of 0.118 L/10000m<sup>2</sup> LWA has to be considered as the minimum effective dose.

**Table 3.2-14: Minimum effective dose. Efficacy of Acetamipryd 200 SL at proposed label rates, at 60% and 80% of the lowest recommended dose rate at BBCH 71-84 against Codling moth in apple.**

Grouping *	Number of trials	Infestation of the un- treated control (unit)		% control with Acetamipryd 200 SL					
				0.07 L/10000m <sup>2</sup> LWA (60% of the lowest recom- mended rate)		0.094 L/10000m <sup>2</sup> LWA (80% of the lowest recom- mended rate)		0.118 L/10000m <sup>2</sup> LWA (Lowest recommended rate/Full rate)	
		Mean	Min & Max	Mean	Min & Max	Mean	Min & Max	Mean	Min & Max
CARPPPO <sup>1</sup>	6	49.2	1.8-82.8	48 <sup>1</sup> / <sub>3</sub>	23-63	56.8	33-73	86.17	81-90
CARPPPO <sup>2</sup>	8	4.37%	1.27%-6.9%	56.18	25-67	70.47	63-79	82.27	60.3-94

<sup>1</sup>For the assessment done 21 DA-B (2022) and 73 DA-B (2020) (dropped fruits assessment) [Unit: num-  
ber]

<sup>2</sup>For the assessment done at harvest (% attacked fruits) [Unit: %]

For both types of the assessments, lower rates of Acetamipryd 200 SL did not provided sufficient control of the pest (especially in terms of short-term control). Thus rate 0.118 L/10000m<sup>2</sup> LWA has to be considered as the minimum effective dose.

**Table 3.2-15: Minimum effective dose. Efficacy of Acetamipryd 200 SL at proposed label rates, at 60% and 80% of the lowest recommended dose rate at BBCH 65-69 against Apple sawfly in apple.**

Grouping *	Number of trials	Infestation of the un- treated control (num- ber of attacked fruits)		% control with Acetamipryd 200 SL					
				0.047 L/10000m <sup>2</sup> LWA (60% of the lowest recom- mended rate)		0.059 L/10000m <sup>2</sup> LWA (80% of the lowest recom- mended rate)		0.073 L/10000m <sup>2</sup> LWA (Full rate and lowest rec- ommended rate)	
		Mean	Min & Max	Mean	Min & Max	Mean	Min & Max	Mean	Min & Max
HOPLTE	6	28.23	11-52.8	55.67	49-64	76.83	66-91	89.17	83-95

Summary above was prepared on the basis of the only assessment – count of fruits attacked by the pest done 19 days after the application.



**Table 3.2-16: Minimum effective dose. Efficacy of Acetamipryd 200 SL at proposed label rates, at 60% and 80% of the lowest recommended dose rate at BBCH 09-84 against aphids in apple.**

Grouping *	Number of trials	Infestation of the untreated control (number of specimen) at the time of application		% control with Acetamipryd 200 SL					
				0.047 L/10000m <sup>2</sup> LWA (60% of the lowest recommended rate)		0.059 L/10000m <sup>2</sup> LWA (80% of the lowest recommended rate)		0.073 L/10000m <sup>2</sup> LWA (Full rate and lowest recommended rate)	
		Mean	Min & Max	Mean	Min & Max	Mean	Min & Max	Mean	Min & Max
APHIPO	8	313.83	78-627.8	61.55	57-71	74.95	70-81	89.08	86-96

Summary of the efficacy was done on the basis of A3 assessment so, according to EPPO guideline 1/258:

For trials with pre-flowering application

1-2 weeks after the 2nd assessment (2nd assessment: after application as soon as possible at sufficient pest density.)

For trials with post-flowering application

3rd assessment 7-10 days after application.

From all the trials submitted by the applicant, in only one application of the product was done pre-flowering. However due to the nature of the aphids, type of their assessment (counting the specimens), applicant decided to combine trials with both types of the assessments, considering A3 (third assessment) for the purposes of this summary.

**Table 3.2-17: Minimum effective dose. Efficacy of Acetamipryd 200 SL at proposed label rates, at 60% and 80% of the lowest recommended dose rate at BBCH 73-78 against apple woolly aphid in apple.**

Grouping *	Number of trials	Infestation of the untreated control (number of specimen) at the time of application		% control with Acetamipryd 200 SL					
				0.07 L/10000m <sup>2</sup> LWA (60% of the lowest recommended rate)		0.094 L/10000m <sup>2</sup> LWA (80% of the lowest recommended rate)		0.118 L/10000m <sup>2</sup> LWA (Lowest recommended rate/Full rate)	
		Mean	Min & Max	Mean	Min & Max	Mean	Min & Max	Mean	Min & Max
ERISLA	6	207	57-388.8	60.28	49-78	69.32	55.7-78	81.27	61.9-93

Summary in the table above was based on A3 assessment, which was done c.a. 2 weeks after the application of the product.

Results presented in the tables above are clearly showing the fact that rate 0.118 L/10000m<sup>2</sup> LWA should be considered as minimum effective dose for the control of apple woolly aphid.

## Summary and conclusions on the minimum effective dose

**Table 3.2-17:** Minimum effective dose. Summary efficacy of Acetamipryd 200 SL at proposed label rates, at 60% and 80% of the lowest recommended dose rate against pests in winter oilseed rape.

Insect EPPO code	Crop*	Number of trials	Detailed tables that describe the assessment type used to juxtapose mean are presented above															
			Mean % efficacy of Acetamipryd 200 SL		Mean % efficacy of Acetamipryd 200 SL		Mean % efficacy of Acetamipryd 200 SL		Mean % efficacy of Acetamipryd 200 SL		Mean % efficacy of Acetamipryd 200 SL		Mean % efficacy of Acetamipryd 200 SL		Mean % efficacy of Acetamipryd 200 SL		Mean % efficacy of Acetamipryd 200 SL	
			0.072 L/ha		0.08 L/ha		0.096 L/ha		0.1 L/ha		0.12 L/ha		0.15 L/ha		0.2 L/ha		0.25 L/ha	
			(14.4 g a.s./ha)		(16 g a.s./ha)		(19.2 g a.s./ha)		(20 g a.s./ha)		(24 g a.s./ha)		(30 g a.s./ha)		(40 g a.s./ha)		(50 g a.s./ha)	
			MEAN	MIN-MAX	MEAN	MIN-MAX	MEAN	MIN-MAX	MEAN	MIN-MAX	MEAN	MIN-MAX	MEAN	MIN-MAX	MEAN	MIN-MAX	MEAN	MIN-MAX
CEUTNA	BRSN W	6	-	-	-	-	-	-	-	-	-	-	63.18	53-75	75.82	66.9-95	85.48	77.5-99
CEUTQU	BRSN W	6	-	-	-	-	-	-	-	-	-	-	63.57	53-91	77.91	72-97	86.14	80-98
MELIAE	BRSN W	9	-	-	70.82	54.6-93.7	-	-	81.08	64.8-93.2	87.9	74-98	-	-	-	-	-	-
CEUTAS	BRSN W	5	54.22	34-62.1	-	-	71.07	49-82	-	-	82.71	77-87.6	-	-	-	-	-	-
DASYBR*	BRSN W	5	59.24	50-65.2	-	-	77.43	71-86	-	-	83.4	80-87	-	-	-	-	-	-

\* against DASYBR were also presented 2 another eff. trials in which affected pods were assessed (so in total 7 trials were submitted). Efficacy for them is presented in table Table 3.2 11

**Table 3.2-17:** Minimum effective dose. Summary efficacy of Acetamipryd 200 SL at proposed label rates, at 60% and 80% of the lowest recommended dose rate against pests in potato.

Insect EPPO code	Crop*	Number of trials	Detailed tables that describe the assessment type used to juxtapose mean are presented above					
			Mean % efficacy of Acetamipryd 200 SL		Mean % efficacy of Acetamipryd 200 SL		Mean % efficacy of Acetamipryd 200 SL	
			0.06 L/ha		0.08 L/ha		0.12 L/ha	
			(12 g a.s./ha)		(16 g a.s./ha)		(24 g a.s./ha)	
			MEAN	MIN-MAX	MEAN	MIN-MAX	MEAN	MIN-MAX
LPTNDE	SOLTU	7	66.71	49.5-86.8	92.06	83.2-98.1	95.31	92-98.8

**Table 3.2-17:** Minimum effective dose. Summary efficacy of Acetamipryd 200 SL at proposed label rates, at 60% and 80% of the lowest recommended dose rate against pests in apple.

Insect EPPO code	Crop*	Number of trials	Detailed tables that describe the assessment type used to juxtapose mean are presented above											
			Mean % efficacy of Acetamipryd 200 SL		Mean % efficacy of Acetamipryd 200 SL		Mean % efficacy of Acetamipryd 200 SL		Mean % efficacy of Acetamipryd 200 SL		Mean % efficacy of Acetamipryd 200 SL		Mean % efficacy of Acetamipryd 200 SL	
			0.047 L/10000m <sup>2</sup> LWA		0.059 L/10000m <sup>2</sup> LWA		0.073 L/10000m <sup>2</sup> LWA		0.07 L/10000m <sup>2</sup> LWA		0.094 L/10000m <sup>2</sup> LWA		0.118 L/10000m <sup>2</sup> LWA	
			(9.4 g a.s./ha)		(11.8 g a.s./ha)		(14.6 g a.s./ha)		(14 g a.s./ha)		(18.8 g a.s./ha)		(23.6 g a.s./ha)	
			MEAN	MIN-MAX	MEAN	MIN-MAX	MEAN	MIN-MAX	MEAN	MIN-MAX	MEAN	MIN-MAX	MEAN	MIN-MAX
TORTSP	MABSD	10	-	-	-	-	-	-	65.43	51-77	78.27	62.5-90	91.56	83.4-100
CARPP0	MABSD	8	-	-	-	-	-	-	56.18	25-67	70.47	63-79	82.27	60.3-94
HOPLTE	MABSD	6	55.67	49-64	76.83	66-91	89.17	83-95	-	-	-	-	-	-
APHIPO	MABSD	8	61.55	57-71	74.95	70-81	89.08	86-96	-	-	-	-	-	-
ERISLA	MABSD	6	-	-	-	-	-	-	60.28	49-78	69.32	55.7-78	81.27	61.9-93

Level of effectiveness	Label claim appropriate
80% and above	Control
60-80%	Partial/moderate/useful level of control
40-60%	Reduction/some control
below 40%	No control

#### Winter oilseed rape

3 doses of the Acetamipryd 200 SL were tested: 0.15 L/ha (60% of the target dose); 0.2 L/ha (80% of the target dose) and 0.25 L/ha (target dose).

**Rape stem weevil** was controlled when 0.25 L/ha rate was used, moderate control was observed when dose 0.2 L/ha was used. For **rape stem weevil**, the control of this pest was achieved when 0.25 L/ha rate was used, moderate control was observed when dose 0.2 L/ha was used.

3 doses of the Acetamipryd 200 SL were tested: 0.15 L/ha (60% of the target dose); 0.2 L/ha (80% of the target dose) and 0.25 L/ha (target dose).

**Cabbage stem weevil** was controlled when 0.25 L/ha rate was used, moderate control was observed when dose 0.2 L/ha was used. For **cabbage stem weevil**, the control of this pest was achieved when 0.25 L/ha rate was used, moderate control was observed when dose 0.2 L/ha was used.

3 doses of the Acetamipryd 200 SL were tested: 0.08 L/ha (60% of the target dose); 0.1 L/ha (80% of the target dose) and 0.12 L/ha (target dose).

**Pollen beetle** was controlled when 0.1-0.12 L/ha rates were used, moderate control was observed when dose 0.08 L/ha was used. For **pollen beetle** control of the species was achieved when 0.1-0.12 L/ha rates were used, moderate control was observed when dose 0.08 L/ha was used.

3 doses of the Acetamipryd 200 SL were tested: 0.072 L/ha (60% of the target dose); 0.096 L/ha (80% of the target dose) and 0.12 L/ha (target dose).

**Cabbage seed weevil** was controlled when 0.12 L/ha rate was used, moderate control was observed when dose 0.0096 L/ha was used, lower rate showed insufficient control of this pest. For **cabbage seed weevil** control of this species was achieved when 0.12 L/ha rate was used, moderate control was observed when dose 0.0096 L/ha was used,.

3 doses of the Acetamipryd 200 SL were tested: 0.072 L/ha (60% of the target dose); 0.096 L/ha (80% of the target dose) and 0.12 L/ha (target dose).

**Brassica pod midge** was controlled when 0.12 L/ha rate was used, moderate control was observed when dose 0.0096 L/ha was used, lower rate showed insufficient control of this species. For **brassica pod midge** control of this species was achieved when 0.12 L/ha rate was used, moderate control was observed when dose 0.0096 L/ha was used,.

As a result, the proposed rate range of 0.1-0.25 L/ha used in the spring, should be considered as the minimum effective dose to deliver satisfying control of the winter oilseed rape pests.

#### Potato

3 rates of the Acetamipryd 200 SL were tested: 0.06 L/ha (50% of the target dose); 0.08 L/ha (66% of the target dose) and 0.12 L/ha (max. target dose).

**Colorado beetle** was controlled when 0.08-0.12 L/ha rates were used, moderate control was observed when dose 0.06 L/ha was used.

As a result, the proposed rate range of 0.5-0.65 L/ha used in the spring, should be considered as the minimum effective dose to deliver satisfying control of the septoria leaf blotch in spring wheat.

#### Apple orchards

3 doses of the Acetamipryd 200 SL were tested: 0.07 L/10000m<sup>2</sup> LWA (60% of the target dose); 0.094 L/10000m<sup>2</sup> LWA (80% of the target dose) and 0.118 L/10000m<sup>2</sup> LWA (target dose).

**Tortix moths** were controlled when 0.118 L/10000m<sup>2</sup> LWA rate was used, moderate control was observed when rates 0.07 and 0.094 L/10000m<sup>2</sup> LWA were used. For **apple** control of the species was achieved when 0.118 L/10000m<sup>2</sup> LWA rate was used, moderate control of the population was observed when doses 0.07 and 0.094 L/10000m<sup>2</sup> LWA were used.

3 doses of the Acetamipryd 200 SL were tested: 0.07 L/10000m<sup>2</sup> LWA (60% of the target dose); 0.094 L/10000m<sup>2</sup> LWA (80% of the target dose) and 0.118 L/10000m<sup>2</sup> LWA (target dose).

**Codling moth** was controlled when 0.65 L/10000m<sup>2</sup> LWA rate was used, moderate control was observed when dose 0.07-0.094 L/10000m<sup>2</sup> LWA was used. For **codling moth** control of this species was achieved when 0.118 L/10000m<sup>2</sup> LWA rate was used, reduction of the population was observed when dose 0.072 L/10000m<sup>2</sup> LWA was used and the rate 0.094 L/10000m<sup>2</sup> LWA showed moderate control.

3 doses of the Acetamipryd 200 SL were tested: 0.047 L/10000m<sup>2</sup> LWA (60% of the target dose); 0.059 L/10000m<sup>2</sup> LWA (80% of the target dose) and 0.073 L/10000m<sup>2</sup> LWA (target dose).

**Apple sawfly** was controlled when 0.073 L/10000m<sup>2</sup> LWA rate was used, moderate control was observed when dose 0.059 L/10000m<sup>2</sup> LWA was used. For **apple sawfly** control of the species was achieved when 0.073 L/10000m<sup>2</sup> LWA rates were used, reduction of the population was observed when dose 0.047 L/10000m<sup>2</sup> LWA was used.

3 doses of the Acetamipryd 200 SL were tested: 0.047 L/10000m<sup>2</sup> LWA (60% of the target dose); 0.059 L/10000m<sup>2</sup> LWA (80% of the target dose) and 0.073 L/10000m<sup>2</sup> LWA (target dose).

**Aphids** was controlled when 0.073 L/10000m<sup>2</sup> LWA rate was used, moderate control was observed when dose 0.059 L/10000m<sup>2</sup> LWA was used. For **apple** control of the species was achieved when 0.073 L/10000m<sup>2</sup> LWA rate was used, moderate control of the population was observed when dose 0.047 L/10000m<sup>2</sup> LWA was used.

3 doses of the Acetamipryd 200 SL were tested: 0.07 L/10000m<sup>2</sup> LWA (60% of the target dose); 0.094 L/10000m<sup>2</sup> LWA (80% of the target dose) and 0.118 L/10000m<sup>2</sup> LWA (target dose).

**Apple woolly aphid** was controlled when 0.118 L/10000m<sup>2</sup> LWA rate was used, moderate control was observed when rates 0.07 and 0.094 L/10000m<sup>2</sup> LWA were used. For **apple** control of the species was achieved when 0.118 L/10000m<sup>2</sup> LWA rate was used, moderate control of the population was observed when doses 0.07 and 0.094 L/10000m<sup>2</sup> LWA were used.

As a result, the proposed rate range of 0.73-0.118 L/10000m<sup>2</sup> LWA used in the spring, should be considered as the minimum effective dose to deliver satisfying control of the apple trees pests.

#### ZRMs comments:

The minimum effective dose of acetamiprid can vary depending on several factors, including the target pest, the crop being treated and environmental conditions. The typical application rates range from 20 to 200 grams per hectare depending on the specific pest and crop. For some crops, a common recommendation might be around 50-100 g/ha for effective control of pests like aphids or whiteflies. It is essential to refer to the product's label or local agricultural guidelines for precise application rates, as these will provide the most accurate and safe information tailored to specific situations. Generally, for winter oilseed rape suggested application rates are around 70-150 g/ha. For potatoes, rates are similar, typically about 100-200 g/ha. For apples rates can range from 75-120 g/ha. During efficacy field trials Applicant used different doses of Acetamipryd 200 SL. No, MED trials were presented.

Acetamiprid insecticide should be apply at the first sign of pest monitoring thresholds. In order to provide information to establish the minimum effective dose, some of the trials conducted to demonstrate efficacy

should include at least two lower dose(s) than recommended dose. In the appropriate researches of efficacy were tested differ doses and to register was chosen the lowest effective, which is in line to EPPO 1/225 (2).

During efficacy field tests following doses were used:

- **winter oilseed rape against CEUTNA** (6 trials) – dose 0.15 L/ha (0.6N), 0.20 L/ha (0.8N) and 0.25 L/ha (full rate) were studied. The most effective was dose 0.25 L/ha (average eff. 85.48%). Dose 0.20 have 75.82% eff. and dose 0.15 L/ha – 63.18%. On the basis on submitted trials it can be concluded that **dose 0.25 L/ha effectively control CEUTNA on winter oilseed rape**.
- **winter oilseed rape against CEUTQU** (6 trials) – dose 0.15 L/ha (0.6N), 0.20 L/ha (0.8N) and 0.25 L/ha (full rate) were studied. The most effective was dose 0.25 L/ha (average eff. 86.14%). Dose 0.2 L/ha have 77.91% eff. and dose 0.15 L/ha – 63.57% eff. On the basis on submitted documentation it can be concluded that **dose 0.25 L/ha effectively control CEUTQU on winter oilseed rape**.
- **winter oilseed rape against MELIAE** (9 trials) – dose 0.08 L/ha (0.6N), 0.10 L/ha (lowest recommended dose) and 0.12 L/ha (full rate recommended) were studied. The most effective was dose 0.12 L/ha (average eff. 87.9%). Dose 0.10 L/ha have 81.08% eff. and dose 0.08 L/ha – 70.82% eff. On the basis on submitted trials it can be concluded that **dose 0.12 L/ha and 0.10 L/ha effectively control MELIAE on winter oilseed rape**. So, higher recommended dose (0.25 L/ha) should be used in the case of high level of pest infestation or/and worse weather conditions.
- **winter oilseed rape against CEUTAS** (5 trials) – dose 0.072 L/ha (0.6N), dose 0.096 L/ha (lowest recommended dose) and dose 0.12 L/ha (full rate recommended) were studied. The most effective was dose 0.12 L/ha (average eff. 82.71%). Dose 0.096 L/ha have 71.07% eff. and dose 0.072 L/ha – 54.22% eff. On the basis on submitted trials it can be concluded that **dose 0.12 L/ha effectively control and dose 0.096 L/ha moderately effectively control CEUTAS on winter oilseed rape**. So, higher recommended dose (0.12 L/ha) should be used in the case of high level of pest infestation or/and worse weather conditions. Proposed lower recommended dose should be 0.10 L/ha, not 0.096 L/ha (not so comfortable and easy to measure as dose 0.1 L/ha). Higher recommended dose is still 0.12 L/ha.
- **winter oilseed rape against DASYBR** (5 trials – based on total larva count) – dose 0.072 L/ha (0.6 N), dose 0.096 L/ha (the lowest recommended rate) and 0.12 L/ha (full rate) were studied. The most effective was dose 0.12 L/ha (average eff. 83.4%). Dose 0.096 L/ha have 77.43% eff. and dose 0.072 L/ha – 59.24%. On the basis on submitted trials it can be concluded that **dose 0.12 L/ha effectively control and dose 0.096 L/ha – moderately effectively control DASYBR on winter oilseed rape**. So, higher recommended dose (0.12 L/ha) should be used in the case of high level of pest infestation or/and worse weather conditions. Trials (2) in which efficacy was based on affected pods were characterized by slightly worse efficacy (DASYBR was moderately effectively control by dose 0.12 and 0.096 L/ha). Proposed lower recommended dose should be 0.10 L/ha, not 0.096 L/ha (not so comfortable and easy to measure as dose 0.1 L/ha). Higher recommended dose is still 0.12 L/ha.
- **potato against LPTNDE** (7 trials) – dose 0.06 L/ha (0.6N), 0.08 L/ha (the lowest recommended) and 0.12 L/ha (full rate) were studied. Seven efficacy trials were based on total larva count, seven were based on percentage of damage and 3 trials on adults count. Dose 0.12 L/ha and 0.08 L/ha were characterized by comparable and good efficacy. The worse efficacy was observed for dose 0.06 L/ha. On the basis on submitted trials it can be concluded that **dose 0.12 L/ha and 0.08 L/ha effectively control LPTNDE on potato**.
- **apple against TORTSP** (10 trials) – dose 0.07 L/10000m<sup>2</sup> LWA (0.6N), 0.094 L/10000m<sup>2</sup> LWA (0.8N) and 0.118 L/10000m<sup>2</sup> LWA (full rate) were studied. Ten trials were assessed by larva number and 10 by attacked fruits. Dose 0.118 L/10000m<sup>2</sup> LWA were characterized by best efficacy. On the basis on submitted trials it can be concluded that **dose 0.118 L/10000m<sup>2</sup> LWA effectively control TORTSP on apples**.



- **apple against CARPPO** (8 trials) – dose 0.07 L/10000m<sup>2</sup> LWA (0.6N), 0.094 L/10000m<sup>2</sup> LWA (0.8N) and 0.118 L/10000m<sup>2</sup> LWA (full rate) were studied. Eight trials were based on the percentage of attacked fruits and six trials by dropped fruits assessments. Dose 0.118 L/10000m<sup>2</sup> LWA were characterized by best efficacy. On the basis on submitted trials it can be concluded that **dose 0.118 L/10000m<sup>2</sup> LWA effectively control CARPPO on apples.**
- **apple against HOPLTE** (6 trials) – dose 0.047 L/10000m<sup>2</sup> LWA (0.6N), 0.059 L/10000m<sup>2</sup> LWA (0.8N) and 0.073 L/10000m<sup>2</sup> LWA (full rate) were studied. All trials were based on count of fruits attacked by the pest. Dose 0.073 L/10000m<sup>2</sup> LWA were characterized by best efficacy. On the basis on submitted trials it can be concluded that **dose 0.073 L/10000m<sup>2</sup> LWA effectively control HOPLTE on apples.**
- **apple against APHIPO** (8 trials) – dose 0.047 L/10000m<sup>2</sup> LWA (0.6N), 0.059 L/10000m<sup>2</sup> LWA (0.8N) and 0.073 L/10000m<sup>2</sup> LWA (full rate) were studied. Those trials were based on count the number of specimen. Dose 0.073 L/10000m<sup>2</sup> LWA were characterized by best efficacy. On the basis on submitted trials it can be concluded that **dose 0.073 L/10000m<sup>2</sup> LWA effectively control APHIPO on apples.**
- **apple against ERISLA** (6 trials) – dose 0.07 L/10000m<sup>2</sup> LWA (0.6N), 0.094 L/10000m<sup>2</sup> LWA (0.8N) and 0.118 L/10000m<sup>2</sup> LWA (full rate) were studied. Those trials were based on count the number of specimen. Dose 0.118 L/10000m<sup>2</sup> LWA were characterized by best efficacy. On the basis on submitted trials it can be concluded that **dose 0.118 L/10000m<sup>2</sup> LWA effectively control ERISLA on apples.**

According to presented results, the dose 0.25 L/ha against CEUTNA and CEUTQU, dose 0.10-0.12 L/ha against MELIAE, CEUTAS and DASYBR on winter oilseed rape and dose 0.08-0.12 L/ha against LPT-NDE on potato. Only one application per season is recommended. Acetamipryd 200 SL (product code) on apples should be applied twice a season against TORTSP and CARPPO at dose 0.118L/10000m<sup>2</sup> LWA and once a season against HOPLTE and APXXSP at dose 0.073L/10000m<sup>2</sup> LWA and against ERISLA at dose 0.118 L/10000m<sup>2</sup> LWA.

Concerned Member States should consider the current authorisation of a reference product (a.s. acetamiprid) in their own Member state when they setting a minimum effective dose.

### 3.2.3 Efficacy tests (KCP 6.2)

A total of 68 trials were carried out in years 2014, 2020, 2022 and 2023 to evaluate the efficacy of Acetamipryd 200 SL for the control of various insects in winter oilseed rape, potato and apple orchards different regions of Poland, which differentiated by the type of soil and climatic conditions.

All trials were conducted in randomized complete block design in four replications. All treatments were performed using specialized plot application equipment. All trials were conducted in compliance with GEP principles. Details about each type of trials submitted with this dossier can be found in the tables below.

**Table 3.2-14: Details on methodology of efficacy trials in winter oilseed rape against rape stem weevil and cabbage stem weevil**

<b>Guidelines</b>	General guidelines	EPPO PP 1/135 (4), 1/152 (4), 1/181 (4),
	Specific guidelines	EPPO PP 1/219 (1)
<b>Experimental design</b>	Plot design	Randomized Complete Block RCBD
	Plot size	30-58.5 m <sup>2</sup>
	Number of replications	4
	Trials per crop	Winter oilseed rape (7)

<b>Crop</b>	Varieties per crop	Winter oilseed rape: Anabella, Atora, Derrick, Duke F1, Dynamic, KWS Marcopolo, Stefano KWS F1
	Sowing period	Winter oilseed rape: 25.8-3.09.2021; 19-08-2023
<b>Application</b>	Crop stage (BBCH)* at application	Winter oilseed rape: BBCH 30-39
	Timing Pest stage at application	preventive / curative application N/A
	Number of applications Intervals between applications	1 N/A
	Spray volumes	200-300 L/ha
<b>Assessment</b>	Assessment types	Number of insects in yellow traps, number of infected plants, number of holes in plants, number of larva.
	Assessment dates	38-75 DA-A,
<b>Other relevant information</b>	e.g. Soil type, pH (in case of soil active substance ...)	Clayey sand, loam, loamy sand, sandy clay, clay loam pH range 4.8-6.9
	e.g. Natural / artificial inoculation...	Natural
	e.g. Field / Greenhouse...	Field

\* BBCH for weeds, pre-emergence, preventive / curative application, insect stage...

**Table 3.2-15: Details on methodology of efficacy trials in winter oilseed rape against pollen beetle**

<b>Guidelines</b>	General guidelines	EPPO PP 1/135 (4), 1/152 (4), 1/181 (4),
	Specific guidelines	EPPO PP 1/178 (3)
<b>Experimental design</b>	Plot design	Randomized Complete Block RCBD
	Plot size	22.5 - 54 m²
	Number of replications	4
<b>Crop</b>	Trials per crop	Winter oilseed rape (9)
	Varieties per crop	Winter oilseed rape: Adriana, Ambassador, Anabella, Atora, Derrick, Duke F1, Monolit, Tajfun F1, Trinity
	Sowing period	Winter oilseed rape: 21.08 – 27.04.2013; 20.08 – 03.09.2021
<b>Application</b>	Crop stage (BBCH)* at application	Winter oilseed rape: BBCH 51 - 59
	Timing Pest stage at application	Preventive N/A
	Number of applications Intervals between applications	1 N/A
	Spray volumes	200-300 L/ha
<b>Assessment</b>	Assessment types	Number of insects
	Assessment dates	1-2 DA-A, 3-6 DA-A, 7-9 DA-A, 11-15 DA-A
<b>Other relevant information</b>	e.g. Soil type, pH (in case of soil active substance ...)	Loamy sand, sandy clay, sandy clay loam, sandy loam pH range 5.5-7.8
	e.g. Natural / artificial inoculation...	Natural
	e.g. Field / Greenhouse...	Field

\* BBCH for weeds, pre-emergence, preventive / curative application, insect stage...

**Table 3.2-16: Details on methodology of efficacy trials in winter oilseed rape against cabbage seed weevil and brassica pod midge**

<b>Guidelines</b>	General guidelines	EPPO PP 1/135 (4), 1/152 (4), 1/181 (4),
	Specific guidelines	EPPO PP 1/107 (3), 1/221 (1)
	Plot design	Randomized Complete Block RCBD
	Plot size	30-39 m²

<b>Experimental design</b>	Number of replications	4
<b>Crop</b>	Trials per crop	Winter oilseed rape (7)
	Varieties per crop	Winter oilseed rape: Anabella, Aтора, Derrick, Duke F1, Dynamic, KWS Marcopolo, Kuga
	Sowing period	Winter oilseed rape: 20.08.2021 – 03.09.2021
<b>Application</b>	Crop stage (BBCH)* at application	Winter oilseed rape: BBCH 60-67
	Timing Pest stage at application (1)	preventive / curative application
	Number of applications Intervals between applications	1 N/A
	Spray volumes	200-300 L/ha
<b>Assessment</b>	Assessment types	Number of damaged pods and number of larva in pods
	Assessment dates	4-6 DA-A, 14-16 DA-A, 14-21 DA-A
<b>Other relevant information</b>	e.g. Soil type, pH (in case of soil active substance ...)	Loamy sand, Loamy sand, sandy clay, sandy loam pH range 4.8-.6.9
	e.g. Natural / artificial inoculation...	Natural
	e.g. Field / Greenhouse...	Field

\* BBCH for weeds, pre-emergence, preventive / curative application, insect stage...

**Table 3.2-17: Details on methodology of efficacy trials in potato against Colorado beetle**

<b>Guidelines</b>	General guidelines	EPPO PP 1/135 (4), 1/152 (4), 1/181 (4),
	Specific guidelines	EPPO PP 1/12 (4)
<b>Experimental design</b>	Plot design	Randomized Complete Block RCBD
	Plot size	27 m <sup>2</sup>
	Number of replications	4
<b>Crop</b>	Trials per crop	Potato (7)
	Varieties per crop	Potato: Gala, Irga, Irys, Jelly, Lilly, Melody, Satina
	Planting period:	Potato: 13-25.05.2022
<b>Application</b>	Crop stage (BBCH)* at application	Potato: BBCH 32- 75
	Timing Pest stage at application (1)	preventive / curative application
	Number of applications Intervals between applications	1 N/A
	Spray volumes	300 L/ha
<b>Assessment</b>	Assessment types	Number of insects (Larva, Adults), % of damaged crop
	Assessment dates	1-3 DAA, 7-12 DAA
<b>Other relevant information</b>	e.g. Soil type, pH (in case of soil active substance ...)	Clay loam, clayey sand, loamy sand, sand, sandy clay pH range 5.3-7.1
	e.g. Natural / artificial inoculation...	Natural
	e.g. Field / Greenhouse...	Field

\* BBCH for weeds, pre-emergence, preventive / curative application, insect stage...



**Table 3.2-18: Details on methodology of efficacy trials in apple against Tortrix moths.**

<b>Guidelines</b>	General guidelines	EPPO PP 1/135 (4), 1/152 (4), 1/181 (4),
	Specific guidelines	EPPO PP 1/6 (3)
<b>Experimental design</b>	Plot design	Randomized Complete Block RCBD
	Plot size	18.9 -36 m <sup>2</sup>
	Number of replications	4
<b>Crop</b>	Trials per crop	Apple tree (10)
	Varieties per crop	Apple tree: Alwa, Gala, Gloster, Idared, Jonagold, Red Jonaprince, Šampion
	Planting period	Apple tree: 19.04.1995 – 18.04.2014
<b>Application</b>	Crop stage (BBCH)* at application	Apple tree: A BBCH 57 – 59, B BBCH 72 – 81
	Timing Pest stage at application (1)	curative application
	Number of applications	2
	Intervals between applications	24-136 days
	Spray volumes	600-750 L/ha
<b>Assessment</b>	Assessment types	No. of larva, attacked fruits
	Assessment dates	24-182 DA-A,
<b>Other relevant information</b>	e.g. Soil type (in case of soil active substance ...)	Clay loam, loamy clay, loamy sand, sandy clay, sandy loam
	e.g. Natural / artificial inoculation...	Natural
	e.g. Field / Greenhouse...	Field

\* BBCH for weeds, pre-emergence, preventive / curative application, insect stage...

**Table 3.2-19: Details on methodology of efficacy trials in apple against Coddling moth**

<b>Guidelines</b>	General guidelines	EPPO PP 1/135 (4), 1/152 (4), 1/181 (4),
	Specific guidelines	EPPO PP 1/7 (3)
<b>Experimental design</b>	Plot design	Randomized Complete Block RCBD
	Plot size	17.5 -33.67 m <sup>2</sup>
	Number of replications	4
<b>Crop</b>	Trials per crop	Apple trees: (8)
	Varieties per crop	Apple trees: Gala, Ligol, Red Jonaprince, Šampion
	Planting period	Apple trees: 01.10.2005 – 23.04.2016
<b>Application</b>	Crop stage (BBCH)* at application	Apple trees: BBCH 72-75
	Timing Pest stage at application (1)	preventive / curative application
	Number of applications	2
	Intervals between applications	7-12 days
	Spray volumes	600-750 L/ha
<b>Assessment</b>	Assessment types	Number of dropped fruits, number of attacked fruits
	Assessment dates	7-146 DA-A
<b>Other relevant information</b>	e.g. Soil type, pH (in case of soil active substance ...)	Clay loam, loamy clay, loamy sand, sandy clay, sandy loam N/A
	e.g. Natural / artificial inoculation...	Natural
	e.g. Field / Greenhouse...	Field

\* BBCH for weeds, pre-emergence, preventive / curative application, insect stage...

**Table 3.2-20: Details on methodology of efficacy trials in apple against apple sawfly**

<b>Guidelines</b>	General guidelines	EPPO PP 1/135 (4), 1/152 (4), 1/181 (4),
	Specific guidelines	EPPO PP 1/33 (2)
<b>Experimental design</b>	Plot design	Randomized Complete Block RCBD
	Plot size	24.8 – 37.5 m <sup>2</sup>
	Number of replications	4
<b>Crop</b>	Trials per crop	Apple tree: (6)
	Varieties per crop	Apple tree: Alwa, Idared, Šampion
	Planting period	Apple tree: 10.04.1995-17.04.2014
<b>Application</b>	Crop stage (BBCH)* at application	Apple tree: 65-69
	Timing	Preventive
	Pest stage at application (1)	N/A
	Number of applications	1
	Intervals between applications	N/A
<b>Assessment</b>	Spray volumes	500-750 L/ha
	Assessment types	Number of attacked fruits (%)
	Assessment dates	A1 c.a. 19-21 DA-A; A2 28 DA-A
<b>Other relevant information</b>	e.g. Soil type, (in case of soil active substance ...)	Loamy clay, loamy sand, sandy loam
	e.g. Natural / artificial inoculation...	Natural
	e.g. Field / Greenhouse...	Field

\* BBCH for weeds, pre-emergence, preventive / curative application, insect stage...

**Table 3.2-21: Details on methodology of efficacy trials in apple against aphids**

<b>Guidelines</b>	General guidelines	EPPO PP 1/135 (4), 1/152 (4), 1/181 (4),
	Specific guidelines	EPPO PP 1/258 (1)
<b>Experimental design</b>	Plot design	Randomized Complete Block RCBD
	Plot size	17.5 - 40 m <sup>2</sup>
	Number of replications	4
<b>Crop</b>	Trials per crop	Apple tree: (8)
	Varieties per crop	Apple tree: Alwa, Camspur, Cortland, Gala, Gloster, Rubinstar
	Planting period	Apple tree: 10.04.1995 – 21.04.2017
<b>Application</b>	Crop stage (BBCH)* at application	Apple tree: 09-76
	Timing	preventive / curative application
	Pest stage at application	N/A
	Number of applications	1
	Intervals between applications	N/A
<b>Assessment</b>	Spray volumes	500-750 L/ha
	Assessment types	Number of insects per shoot
	Assessment dates	A1 – at the time of application A2 – after application as soon as possible at sufficient pest density/ 1-3 days after application A3 - 1-2 weeks after the 2nd assessment. Further assessments may be useful/ 7-10 days after application.
<b>Other relevant information</b>	e.g. Soil type (in case of soil active substance ...)	Clay loam, loamy clay, loamy sand, sandy clay, sandy loam
	e.g. Natural / artificial inoculation...	Natural
	e.g. Field / Greenhouse...	Field

\* BBCH for weeds, pre-emergence, preventive / curative application, insect stage...

**Table 3.2-22: Details on methodology of efficacy trials in apple against apple woolly aphid**

<b>Guidelines</b>	General guidelines	EPPO PP 1/135 (4), 1/152 (4), 1/181 (4),
	Specific guidelines	EPPO PP 1/254 (2)
<b>Experimental design</b>	Plot design	Randomized Complete Block RCBD
	Plot size	17.875 – 45.6 m <sup>2</sup>
	Number of replications	4
<b>Crop</b>	Trials per crop	Apple tree: (6)
	Varieties per crop	Apple tree: Celeste, Jonagold, Red Jonaprince, Rubinstar, Szampion
	Planting period	Apple tree: 01.10.1998 - 17.04.2014
<b>Application</b>	Crop stage (BBCH)* at application	Apple tree: 73 -78
	Timing	preventive / curative application
	Pest stage at application (1)	N/A
	Number of applications	1
	Intervals between applications	N/A
<b>Assessment</b>	Spray volumes	600-750 L/ha
	Assessment types	Number of insects per shoot
	Assessment dates	A1 – at the time of application A2 – 7-10 days after the application A3 – about 14 days after application (for infestation on stems)
<b>Other relevant information</b>	e.g. Soil type (in case of soil active substance ...)	Loamy clay, loamy sand, sandy loam
	e.g. Natural / artificial inoculation...	Natural
	e.g. Field / Greenhouse...	Field

\* BBCH for weeds, pre-emergence, preventive / curative application, insect stage...

**Table 3.2-23: Efficacy of active substance components in Acetamipryd 200 SL trials in winter oilseed rape to control stem weevils**

Grouping *	Number of trials	Infestation of the un- treated control (num- ber of larva)		% control								No of trials where Acetam- ipryd 200 SL at full recom- mended dose is >, <, = compared to standard(s)**
				Acetamipryd 200 SL Acetamiprid 30 g/ha		Acetamipryd 200 SL Acetamiprid 40 g/ha		Acetamipryd 200 SL Acetamiprid 50 g/ha		Mospilan 20 SP Acetamiprid 50 g/ha		
		Mean	Min & Max	Mean	Min & Max	Mean	Min & Max	Mean	Min & Max	Mean	Min & Max	
	[-]	%	%	%	%	%	%	%	%	%	%	[-]
CEUTNA	6	10.8	2-26	63.18	53-75	75.82	66.9-95	85.48	77.5-99	87.16	82.5-98	1 trial > 4 trial < 1 trial =
CEUTQU	6	8.6	2.3-25	63.57	53-91	77.91	72-97	86.14	80-98	85.91	80-99	3 trial > 2 trial < 1 trial =

\* A, B, C can be a “trial group” (as defined in page 10, e.g. EPPO climatic zone A) or a specific target (e.g. weed A, weed B...). In order to adapt the table to the data presented, it is possible:  
- to add lines or columns,  
- to duplicate the table (e.g. one table for “trial group 1”, one table for “trial group 2”, one table for “all”).

\*\* Optional

Assessment in case of CEUTNA, considered in the summary in the table above was done 38-75 days after the application A. Assessed parameter used to define product efficacy was number of larva which have been found in and on plants.

According to statistical analysis, data assessed in trials demonstrated that the efficacy of Acetamipryd 200 SL in control of stem weevil beetles in winter oilseed rape at the proposed rate of 0.25 L/ha was equivalent (there was no statistically significant difference between the results) to the efficacy of Mospilan 20 SP at maximum label rate of 0.25 kg/ha.

**Table 3.2-24: Efficacy of active substance components in Acetamipryd 200 SL trials in winter oilseed rape to control pollen beetle**

Grouping *	Number of trials	Infestation of the untreated control (number of insects per plot)		% control										No of trials where Acetamipryd 200 SL at full recom- mended dose  is >, <, = compared to standard(s)**
				Acetamipryd 200 SL Acetamiprid 16 g/ha		Acetamipryd 200 SL Acetamiprid 20 g/ha		Acetamipryd 200 SL Acetamiprid 24 g/ha		Mospilan 20 SP <sup>1</sup> Acetamiprid 16 g/ha		Mospilan 20 SP <sup>2</sup> Acetamiprid 24 g/ha		
		Mean	Min & Max	Mean	Min & Max	Mean	Min & Max	Mean	Min & Max	Mean	Min & Max	Mean	Min & Max	
	[-]	No	No	%	%	%	%	%	%	%	%	%	%	[-]
MELIAE	9	15.73	5.1-34.6	70.82	54.6-93.7	81.08	64.8-93.2	87.9	74-98	85.07	73.1-95.3	90.72	81.5-98	4 trial > 4 trial < 1 trial =

\* A, B, C can be a “trial group” (as defined in page 10, e.g. EPPO climatic zone A) or a specific target (e.g. weed A, weed B...). In order to adapt the table to the data presented, it is possible:

- to add lines or columns,
- to duplicate the table (e.g. one table for “trial group 1”, one table for “trial group 2”, one table for “all”).

\*\* Optional

<sup>1</sup> 2014 trials – 0.08 kg/ha (16 g a.s./ha) rate of the reference product was used

<sup>2</sup> 2022 trials – 0.12 kg/ha (24 g a.s./ha) rate of the reference product was used

For the efficacy against MELIAE, A2 (3-5 days after the application A) assessment was taken into the consideration in the table above.

According to statistical analysis, data assessed in trials demonstrated that the efficacy of Acetamipryd 200 SL in control of pollen beetle in winter oilseed rape at the proposed rate of 0.12 L/ha was equivalent (there was no statistically significant difference between the results) to the efficacy of Mospilan 20 SP at rate of 0.12 kg/ha.

**Table 3.2-25: Efficacy of active substance components in Acetamipryd 200 SL trials in winter oilseed rape to control cabbage seed weevil**

Grouping *	Number of trials	Infestation of the un- treated control (num- ber of plants)		% control								No of trials where Acetamipryd 200 SL at full recommended dose  is >, <, = compared to stand- ard(s)**
				Acetamipryd 200 SL Acetamiprid 14.4 g/ha		Acetamipryd 200 SL Acetamiprid 19.2 g/ha		Acetamipryd 200 SL Acetamiprid 24 g/ha		Mospilan 20 SP Acetamiprid 24 g/ha		
		Mean	Min & Max	Mean	Min & Max	Mean	Min & Max	Mean	Min & Max	Mean	Min & Max	
	[-]	No.	No.	%	%	%	%	%	%	%	%	[-]
CEUTAS	5	1.5	0.2-3.1	54.22	34-62.1	71.07	49-82	82.71	77-87.6	81.43	75-87.1	4 trial > 1 trial <

- \* A, B, C can be a “trial group” (as defined in page 10, e.g. EPPO climatic zone A) or a specific target (e.g. weed A, weed B...). In order to adapt the table to the data presented, it is possible:
- to add lines or columns,
  - to duplicate the table (e.g. one table for “trial group 1”, one table for “trial group 2”, one table for “all”).

\*\* Optional

For the efficacy against CEUTAS, A3 (21-24 days after the application A) assessment was taken into the consideration in the table above.

According to statistical analysis, data assessed in trials demonstrated that the efficacy of Acetamipryd 200 SL in cabbage seed weevil in winter oilseed rape at the proposed rate of 0.12 L/ha was equivalent (there was no statistically significant difference between the results) to the efficacy of Mospilan 20 SP at maximum label rate of 0.12 L/ha. Dose 0.1 L/ha moderately effectively control CEUTAS.

**Table 3.2-26: Efficacy of active substance components in Acetamipryd 200 SL trials in winter oilseed rape to control brassica pod midge**

Grouping *	Number of trials	Infestation of the un- treated control (num- ber of insects)		% control								No of trials where Acetamipryd 200 SL at full recommended dose  is >, <, = compared to stand- ard(s)**
				Acetamipryd 200 SL Acetamiprid 14.4 g/ha		Acetamipryd 200 SL Acetamiprid 19.2 g/ha		Acetamipryd 200 SL Acetamiprid 24 g/ha		Mospilan 20 SP Acetamiprid 24 g/ha		
		Mean	Mean	Min & Max	Mean	Min & Max	Mean	Min & Max	Mean	Min & Max	Min & Max	
	[-]	No.	No.	%	%	%	%	%	%	%	%	[-]
DASYBR <sup>1</sup>	5	2.66	1.7-2.9	59.24	50-65.2	77.43	71-86	83.4	80-87	83.87	81-86.4	1 trial > 3 trial < 1 trial =
DASYBR <sup>2</sup>	2	17.5	16.2-18.8	53.45	48.3-58.6	62.55	50.2-74.9	78.35	72.7-84	79.95	75.4-84.5	1 trial > 1 trial <

<sup>1</sup>- Based on total larva count

<sup>2</sup>- Based on affected pods

\* A, B, C can be a “trial group” (as defined in page 10, e.g. EPPO climatic zone A) or a specific target (e.g. weed A, weed B...). In order to adapt the table to the data presented, it is possible:  
- to add lines or columns,  
- to duplicate the table (e.g. one table for “trial group 1”, one table for “trial group 2”, one table for “all”).

\*\* Optional

For the efficacy against DASYBR, A3 (16 days after the application A) assessment of the affected pods, and A4 assessment (21-24 days after the application A) assessment of the larva number in pods, were taken into the consideration in the table above.

According to statistical analysis, data assessed in trials demonstrated that the efficacy of Acetamipryd 200 SL in control of brassica pod midge at the proposed rate of 0.12 L/ha was equivalent (there was no statistically significant difference between the results) to the efficacy of Mospilan 20 SP at maximum label rate of 0.12 L/ha. Dose 0.1 L/ha moderately effectively control DASYBR.

**Table 3.2-27: Efficacy of active substance components in Acetamipryd 200 SL trials in potato to control Colorado beetle**

Grouping *	Number of trials	Infestation of the un- treated control		% control								No of trials where Acetamipryd 200 SL at full recommended dose  is >, <, = compared to stand- ard(s)**
				Acetamipryd 200 SL Acetamiprid 12 g/ha		Acetamipryd 200 SL Acetamiprid 16 g/ha		Acetamipryd 200 SL Acetamiprid 24 g/ha		Mospilan 20 SP Acetamiprid 16 g/ha		
		Mean	Min & Max	Mean	Min & Max	Mean	Min & Max	Mean	Min & Max	Mean	Min & Max	
	[-]	No.	No.	%	%	%	%	%	%	%	%	[-]
LPTNDE <sup>1</sup>	7	186.39	47-338.8	72.54	50.1-83.4	92.93	82.3-100	95.26	84.5-100	94.59	83.2-100	3 trial > 4 trial <
LPTNDE <sup>2</sup>	3	11 <sup>1</sup> / <sub>3</sub>	5-20	74.87	33.6-100	87.37	67.4-100	85.43	60.8-100	88.17	67.4-100	2 trial < 1 trial =
	[-]	%	%	%	%	%	%	%	%	%	%	[-]
LPTNDE <sup>3</sup>	7	26.94%	4.5%- 32.9%	66.71	49.5-86.8	92.06	83.2-98.1	95.31	92-98.8	94.79	92.2-97.6	6 trial > 1 trial <

<sup>1</sup>- Based on total larva count

<sup>2</sup>- Based on adults count

<sup>3</sup>- Based on % of damage

\* A, B, C can be a “trial group” (as defined in page 10, e.g. EPPO climatic zone A) or a specific target (e.g. weed A, weed B...). In order to adapt the table to the data presented, it is possible:

- to add lines or columns,

- to duplicate the table (e.g. one table for “trial group 1”, one table for “trial group 2”, one table for “all”).

\*\* Optional

The table above is based on the A2 assessment, done 7-12 days after the application of the products. Table above contains summary of efficacies calculated for 3 different assessment types: larva stage, imago stage, and based on the % of the damaged crops. Each type of the assessment have showed that Acetamipryd 200 SL is highly effective in control of Colorado beetle.

According to statistical analysis, data assessed in trials have showed that the efficacy of Acetamipryd 200 SL in control of Colorado beetle in potato at the proposed rate of 0.08-0.12 L/ha was equivalent (there was no statistically significant difference between the results) to the efficacy of Mospilan 20 SP at label rate of 0.08 L/ha.

**Table 3.2-28: Efficacy of active substance components in Acetamipryd 200 SL trials in apple orchards to control Tortix moths.**

Grouping *	Number of trials	Infestation of the un- treated control (num- ber of larva, attacked fruits)		% control								No of trials where Acetamipryd 200 SL at full recommended dose  is >, <, = compared to stand- ard(s)**
				Acetamipryd 200 SL 2x Acetamiprid 14 g/10000m <sup>2</sup> LWA		Acetamipryd 200 SL 2x Acetamiprid 18.8 g/10000m <sup>2</sup> LWA		Acetamipryd 200 SL 2x Acetamiprid 23.6 g/10000m <sup>2</sup> LWA		Affirm 095 SG 2x emamectin benzoate 23.75 g/ha		
		Mean	Min & Max	Mean	Min & Max	Mean	Min & Max	Mean	Min & Max	Mean	Min & Max	
	[-]	%	%	%	%	%	%	%	%	%	%	[-]
TORTSP <sup>1</sup>	10	10.67	8-16.6	65.43	51-77	78.27	62.5-90	91.56	83.4-100	90.63	78.3-100	4 trial > 3 trial < 3 trial =
TORTSP <sup>2</sup>	10	8.21	3.2-22.6	64.31	45-82.7	75.29	57-88.6	88.63	85-95	90.22	84-95.1	3 trial > 7 trial <

<sup>1</sup>For the assessment done 14-24 DA-A (number of larva)

<sup>2</sup>For the assessment done at harvest (attacked fruits)

- \* A, B, C can be a “trial group” (as defined in page 10, e.g. EPPO climatic zone A) or a specific target (e.g. weed A, weed B...). In order to adapt the table to the data presented, it is possible:  
- to add lines or columns,  
- to duplicate the table (e.g. one table for “trial group 1”, one table for “trial group 2”, one table for “all”).

\*\* Optional

According to statistical analysis for both types of the assessments presented in the table above (14-24 days after application B and at harvest), data assessed in trials demonstrated that the efficacy of Acetamipryd 200 SL in control of Tortix moths in apple orchards at the proposed rate of 0.118 L/10000m<sup>2</sup> LWA was equivalent (there was no statistically significant difference between the results) to the efficacy of Affirm 095 SG at maximum label rate of 2.5 kg/ha.



**Table 3.2-29: Efficacy of active substance components in Acetamipryd 200 SL trials in apple orchards to control codling moth.**

Grouping *	Number of trials	Infestation of the un- treated control (num- ber of plants)		% control								No of trials where Acetamipryd 200 SL at full recommended dose  is >, <, = compared to stand- ard(s)**
				Acetamipryd 200 SL 2x Acetamiprid 14 g/10000m <sup>2</sup> LWA		Acetamipryd 200 SL 2x Acetamiprid 18.8 g/10000m <sup>2</sup> LWA		Acetamipryd 200 SL 2x Acetamiprid 23.6 g/10000m <sup>2</sup> LWA		Mospilan 20 SP 2x Acetamiprid 40 g/ha		
		Mean	Min & Max	Mean	Min & Max	Mean	Min & Max	Mean	Min & Max	Mean	Min & Max	
	[-]	Unit	Unit	%	%	%	%	%	%	%	%	[-]
CARPP0 <sup>1</sup>	6	49.2	1.8-82.8	48 <sup>1</sup> / <sub>3</sub>	23-63	56.8	33-73	86.17	81-90	88 <sup>1</sup> / <sub>3</sub>	85-92	1 trial > 4 trials < 1 trial =
CARPP0 <sup>2</sup>	8	4.37%	1.27%-6.9%	56.18	25-67	70.47	63-79	82.27	60.3-94	85	63-94	2 trial > 6 trials <

<sup>1</sup>For the assessment done 21 DA-B (2022) and 73 DA-B (2020) (dropped fruits assessment) [Unit: number]

<sup>2</sup>For the assessment done at harvest (% attacked fruits) [Unit: %]

\* A, B, C can be a “trial group” (as defined in page 10, e.g. EPPO climatic zone A) or a specific target (e.g. weed A, weed B...). In order to adapt the table to the data presented, it is possible:  
- to add lines or columns,  
- to duplicate the table (e.g. one table for “trial group 1”, one table for “trial group 2”, one table for “all”).

\*\* Optional

According to statistical analysis, data assessed in trials demonstrated that the efficacy of Acetamipryd 200 SL in control of codling moth in apple orchards at the proposed rate of 0.118 L/10000m<sup>2</sup> LWA, applied twice, was equivalent (there was no statistically significant difference between the results) to the efficacy of reference product Mospilan 20 SP in the rate of 0.2 kg/ha (registered label rate) in 8 out of 8 performed trials in which this pest occurred.

**Table 3.2-30: Efficacy of active substance components in Acetamipryd 200 SL trials in apple orchards to control apple sawfly**

Grouping *	Number of trials	Infestation of the un- treated control (num- ber of attacked fruits)		% control								No of trials where Acetamipryd 200 SL at full recommended dose  is >, <, = compared to stand- ard(s)**
				Acetamipryd 200 SL Acetamiprid 9.4 g/10000m <sup>2</sup> LWA		Acetamipryd 200 SL Acetamiprid 11.8 g/10000m <sup>2</sup> LWA		Acetamipryd 200 SL Acetamiprid 14.6 g/10000m <sup>2</sup> LWA		Mospilan 20 SP Acetamiprid 24.8 g/ha		
		Mean	Min & Max	Mean	Min & Max	Mean	Min & Max	Mean	Min & Max	Mean	Min & Max	
	[-]	No	No	%	%	%	%	%	%	%	%	[-]
HOPLTE	6	28.23	11-52.8	55.67	49-64	76.83	66-91	89.17	83-95	92.17	85-99	6 trial <

\* A, B, C can be a “trial group” (as defined in page 10, e.g. EPPO climatic zone A) or a specific target (e.g. weed A, weed B...). In order to adapt the table to the data presented, it is possible:

- to add lines or columns,

- to duplicate the table (e.g. one table for “trial group 1”, one table for “trial group 2”, one table for “all”).

\*\* Optional

For the efficacy against HOPLTE, A1 (19-21 days after the application A) assessment was taken into the consideration in the table above.

According to statistical analysis, data assessed in trials demonstrated that the efficacy of Acetamipryd 200 SL in control of apple sawfly in apple orchards at the proposed rate of 0.073 L/10000m<sup>2</sup> LWA was equivalent (there was no statistically significant difference between the results) to the efficacy of Mospilan 20 SP at rate of 0.124 kg/ha. However, also the fact that rate used for the tested product was in L of the product per 10 000m<sup>2</sup> of leaf wall area, while Mospilan rate was still a “flat” kg/ha rate taken from the approved product label.

**Table 3.2-31: Efficacy of active substance components in Acetamipryd 200 SL trials in apple orchards to control aphids**

Grouping *	Number of trials	Infestation of the un- treated control (num- ber of aphids on plants)		% control								No of trials where Acetamipryd 200 SL at full recommended dose  is >, <, = compared to stand- ard(s)**
				Acetamipryd 200 SL Acetamiprid 9.4 g/10000m <sup>2</sup> LWA		Acetamipryd 200 SL Acetamiprid 11.8 g/10000m <sup>2</sup> LWA		Acetamipryd 200 SL Acetamiprid 14.6 g/10000m <sup>2</sup> LWA		Mospilan 20 SP Acetamiprid 24.8 g/ha		
		Mean	Min & Max	Mean	Min & Max	Mean	Min & Max	Mean	Min & Max	Mean	Min & Max	
	[-]	No.	No.	%	%	%	%	%	%	%	%	[-]
APHIPO	8	313.83	78-627.8	61.55	57-71	74.95	70-81	89.08	86-96	90.78	82-96	2 trials > 6 trial <

\* A, B, C can be a “trial group” (as defined in page 10, e.g. EPPO climatic zone A) or a specific target (e.g. weed A, weed B...). In order to adapt the table to the data presented, it is possible:

- to add lines or columns,

- to duplicate the table (e.g. one table for “trial group 1”, one table for “trial group 2”, one table for “all”).

\*\* Optional

Summary of the efficacy was done on the basis of A3 assessment so, according to EPPO guideline 1/258:

For trials with pre-flowering application

1-2 weeks after the 2nd assessment (2nd assessment: after application as soon as possible at sufficient pest density).

For trials with ost-flowering application

3rd assessment 7-10 days after application.

From all the trials submitted by the applicant, in only one application of the product was done pre-flowering. However due to the nature of the aphids, type of their assessment (counting the specimens), applicant decided to combine trials with both types of the assessments, considering A3 (third assessment) for the purposes of this summary.

**Table 3.2-31: Efficacy of active substance components in Acetamipryd 200 SL trials in apple orchards to control apple woolly aphid**

Grouping *	Number of trials	Infestation of the un- treated control (num- ber of <u>adults</u> on plants)		% control								No of trials where Acetamipryd 200 SL at full recommended dose  is >, <, = compared to stand- ard(s)**
				Acetamipryd 200 SL Acetamiprid 14 g/10000m <sup>2</sup> LWA		Acetamipryd 200 SL Acetamiprid 18.8 g/10000m <sup>2</sup> LWA		Acetamipryd 200 SL Acetamiprid 23.6 g/10000m <sup>2</sup> LWA		Mospilan 20 SP Acetamiprid 40 g/ha		
		Mean	Min & Max	Mean	Min & Max	Mean	Min & Max	Mean	Min & Max	Mean	Min & Max	
	[-]	No.	No.	%	%	%	%	%	%	%	%	[-]
ERISLA	6	207	57-388.8	60.28	49-78	69.32	55.7-78	81.27	61.9-93	80.35	64.3-65.8	3 trials > 3 trial <

\* A, B, C can be a “trial group” (as defined in page 10, e.g. EPPO climatic zone A) or a specific target (e.g. weed A, weed B...). In order to adapt the table to the data presented, it is possible:  
- to add lines or columns,  
- to duplicate the table (e.g. one table for “trial group 1”, one table for “trial group 2”, one table for “all”).

\*\* Optional

Summary of the efficacy was done on the basis of A3 assessment so, according to EPPO guideline 1/254, which sets timing of 3<sup>rd</sup> assessment on about 14 days after the application

According to statistical analysis, data assessed in trials demonstrated that the efficacy of Acetamipryd 200 SL in control of apple woolly aphid at the proposed rate of 0.118 L/10000m<sup>2</sup> LWA was equivalent (there was no statistically significant difference between the results) to the reference product.

## Minor use

Not relevant.

## Yield (and relevant quality indicators), from efficacy trials (in the presence of challenging pest populations)

3 trials in Poland were carried out in 2022 on winter oilseed rape, they revealed no negative impact of Acetamipryd 200 SL on quantity and quality of yield.

A summary of the yield data from efficacy trials is presented in **Błąd! Nie można odnaleźć źródła odwołania.**32.

A total of 3 trials were carried out in 2014 in Poland. The objective was to confirm the yield response of Acetamipryd 200 SL in the presence of pests.

**Table 3.2-32: Yield effect of Acetamipryd 200 SL in efficacy trials on winter oilseed rape against pollen beetle**

Grouping	Number of trials	Untreated control		a) % yield relative to the untreated b) absolute figures (t/ha)							
				Acetamipryd 200 SL at 0.08 L/ha		Acetamipryd 200 SL at 0.1 L/ha		Acetamipryd 200 SL at 0.12 L/ha		Mospilan 20 SP at 0.08 L/ha	
		a) Percent	b) Absolute figures (t/ha)	Mean	Min & Max	Mean	Min & Max	Mean	Min & Max	Mean	Min & Max
MELIAE	3	a) 100%	NR	a) 99%	92.3-101%	a) 94.9%	95.6-109.5%	a) 107.8%	107.4-108.1%	a) 102.8%	100-107.9%
		b) 3.91	2.6-4.95	b) 3.87	2.4-4.22	b) 4.12	2.6-5.18	b) 4.22	2.8-5.35	b) 4.02	2.6-4.95

\* Optional.

In trials performed by ANADIAG in 2014, yield and its traits was analysed. Results of these three trials are summarized in the tables above (yield) and below (quality).

Mean value of yield quality in untreated control is treated as 100%.

Acetamipryd 200 SL at the proposed label rate of 0.125 L/ha in all of the trials where yield was analysed had no negative impact on the grain yield. In fact, in each trial yield has increased for 7.4-8.1% when compared to control.

**Table 3.2-35: Yield (quality) effect of Acetamipryd 200 SL and its impact on grain yield component - winter oilseed rape against pollen beetle**

Grain yield component	Number of trials	Untreated control		Acetamipryd 200 SL at 0.08 L/ha		Acetamipryd 200 SL at 0.1 L/ha		Acetamipryd 200 SL at 0.12 L/ha		Mospilan 20 SP at 0.08 L/ha	
		Mean	Min & Max	Mean	Min & Max	Mean	Min & Max	Mean	Min & Max	Mean	Min & Max
Moisture (%)	3	6	5.2-6.7	6.1	5.3-6.8	6.17	5.6-6.8	6.13	5.4-6.8	6.17	5.5-6.8
Oil content (%)	3	44.07	42.7-45.4	44.1	42.4-45.5	44.53	43.46	44.1	42.4-45.7	44.27	42.7-45.8

3 efficacy trials were carried out in 2014, statistical analysis showed that there was no significant effect of dose 0.12 L/ha Acetamipryd 200 SL on grain yield quality component in winter oilseed rape.



## Summary and conclusions on the efficacy tests

There were 68 efficacy trials conducted in Poland in growing seasons 2014, 2020, 2022 and 2023 on winter oilseed rape and apple trees as major crops. These trials were carried out to evaluate the efficacy of Acetamipryd 200 SL for the control of insects. All set up trials were conducted in compliance with GEP principles and were carried out appropriate EPPO guidelines. The efficacy of the Acetamipryd 200 SL at the proposed rates of 0.1-0.25 L/ha in WOSR and 0.073-0.118 L/10000m<sup>2</sup> LWA was equivalent to the efficacy of the reference products containing the same amount of the active substance – acetamiprid, at rates 0.1-0.2 kg/ha against insects.

## Summary and conclusion

68 trials total were conducted to confirm efficacy of Acetamipryd 200 SL in control of insects in winter oilseed rape and in apple orchards. Acetamipryd 200 SL showed its effectiveness in control of insects listed below, at the proposed label rates:

### Controlled insects:

<u>Winter oilseed rape</u> 0.25 L/ha <b>Rape stem weevil</b> ( <i>Ceutorhynchus napi</i> ) CEUTNA <b>Cabbage stem weevil</b> ( <i>Ceutorhynchus pallidactylus</i> ) CEUTQU  0.1-0.12 L/ha <b>Pollen beetle</b> ( <i>Meligethes aeneus</i> ) MELIAE  0.1-0.12 L/ha <b>Cabbage seed weevil</b> ( <i>Ceutorhynchus obstrictus</i> ) CEUTAS <b>Brassica pod midge</b> ( <i>Dasineura brassicae</i> ) DASYBR
<u>Potato</u> 0.08-0.12 L/ha <b>Colorado beetle</b> ( <i>Leptinotarsa decemlineata</i> ) LPTNDE
<u>Apple</u> 2x 0.118 L/10000m <sup>2</sup> LWA <b>Tortix moths</b> <i>Tortricidae</i> sp. TORTSP  2x 0.118 L/10000m <sup>2</sup> LWA <b>Codling moth</b> <i>Cydia pomonella</i> CARPPO  0.073 L/10000m <sup>2</sup> LWA <b>Apple sawfly</b> <i>Hoplocampa testudinea</i> HOPLTE  0.073 L/10000m <sup>2</sup> LWA <b>Aphids</b>  0.118 L/10000m <sup>2</sup> LWA <b>Apple woolly aphid</b> <i>Eriosoma lanigerum</i> ERISLA

### ZRMs comments:

Acetamiprid is effective against various insects, including aphids, whiteflies, thrips and beetles, making it a popular choice in agriculture. Acetamiprid is considered effective for controlling a variety of pests when used according to guidelines, but careful management practices are essential to maintain its efficacy over time.

Details of experiment are presented above by Applicant. Methodology is in line to GEP rules. ZRMs

accepted that studies on potato (exception to EPPO) were conducted only in one season. Applicant submitted needed explanations (accepted by ZRMs). Field trials on winter oilseed rape and apples were conducted in different growing seasons, which is in line to national and EPPO rules.

Applicant submitted in total 68 efficacy trials carried out on winter oilseed rape against CEUTNA (6 trials) and CEUTQU – 6 trials, CEUTAS – 5 trials and DASYBR – 7 trials and MELIAE – 9 trials; potato against LPTNDE (7 trials) and apple against aphids (8 trials), CARPPO (8 trials), ERISLA (6 trials), HOPLTE (6 trials) and TORTSP (10 trials). Those trials were carried out in one EPPO zone – N-E in Poland. In some trials two pests were studied, so number of trials per each pest and trials per crop or total number of trials might differ.

For Poland, the number of trials is sufficient and fulfil EPPO requirements for CEUTNA, CEUTQU, DASYBR and MELIAE in winter oilseed rape, LPTNDE in potato and aphids, CARPPO, ERISLA, HOPLTE and TORTS in apple orchards. Also, CEUTAS should be accepted on the basis on limited number of trials (5). On line to Polish requirements, reduction number of trials to 5 is possible if trials were conducted during 2 growing seasons and PPP have known active substance which is commonly used. This fulfilment were met as trials were performed in 2022 (4 trials) and 2023 (1 trials) and acetamiprid is known and used for many years in Poland as an insecticide, including use against CEUTAS in winter oilseed rape.

#### **WINTER OILSEED RAPE:**

Applicant submitted in total 23 efficacy trials carried out in PL on winter oilseed rape in different growing seasons. In some reports from efficacy trials – more than one pest was studied. Submitted trials were carried out in line to appropriate EPPO standards: 1/178 (3) *Oilseed rape straw – Meligethes aeneus on oilseed rape varieties*; 1/219 (1) *Ceutorhynchus napi and Ceutorhynchus pallidactylus occurring on oilseed rape*; 1/220 (1) *Dasineura brassicae* and 1/107 (3) *Ceutorhynchus assimilis*

✓ **against CEUTNA** (6 trials) – *Ceutorhynchus napi* (chowacz brukwiaczek) – major pest in winter oilseed rape. The first swallow weevils fly out of the soil when the soil temperature reaches about 7°C and the air temperature 8-10°C. The damage thresholds in force state that the pest needs to be controlled when 10 specimens are caught in the yellow pot within three days or when 2-4 insects are found on 25 plants. The average number of larva was 10.8 (2-26) during trials. So, all trials could be stated as valid. **Piorun 200 SL (product code: Acetamipryd 200 SL0 effectively control CEUTNA on winter oilseed rape at recommended dose 0.25 L/ha.** The average efficacy was 85.48%. Results were comparable to st. ref. product (Mospilan 20 SP). Product can be applied once a season.

✓ **against CEUTQU** (6 trials) – *Ceutorhynchus pallidactylus* (chowacz czterozębny) – major pest in winter oilseed rape. The economic damage threshold for the four-toothed weevil is 20 beetles in a yellow dish within three days or six beetles on 25 oilseed rape plants. Insecticides from different chemical groups and their formulation or spray mixtures can be used to control the four-toothed weevil. The average number of larva was 8.6 (2.3-25). So, all trials could be stated as valid. **Piorun 200 SL (Acetamipryd 200 SL: product code) effectively control CEUTQU on winter oilseed rape at recommended dose 0.25 L/ha.** The average efficacy was 86.14%. Results were comparable to st. ref. product (Mospilan 20 SP). Product can be applied once a season.

✓ **against CEUTAS** (5 trials) – *Ceutorhynchus obstrictus* (chowacz podobnik) – major pest in winter oilseed rape. Damage threshold is 4 beetles on 25 plants. At least 6 valid trials are required. However reduction number to 5 is accepted by ZRMs (please, see commentary above). **Piorun 200 SL (product code: Acetamipryd 200 SL) effectively control CEUTAS on winter oilseed rape at 0.12 L/ha and moderately effectively for dose 0.1 L/ha.** The average efficacy was 82.71% (dose 0.25 L/ha) and 71.07% (dose 0.096 L/ha). Results were comparable to st. ref. product (Mospilan 20 SP). Product can be applied once a season.

✓ **against DASYBR** (7 trials) – *Dasineura brassicae* (pryszczarek kapustnik) – major pest in winter oilseed rape. The economic damage threshold for the cabbage leafhopper is 1 fly per plant. During trials number of insects were noted. Level of infestation is acceptable (1.7-2.9). All trials can be stated as valid. Average efficacy between 5 trials (total larva count) and 2 trials (affected pods) for dose 0.25 L/ha was 80.88%. Average efficacy between 5 trials (total larva count) and 2 trials (affected pods) for

dose 0.096 L/ha was 69.99%. It can be stated that **Piorun 200 SL effectively control DASYBR on winter oilseed rape at recommended dose 0.12 L/ha and moderately effectively for dose 0.1 L/ha.** Results were comparable to st. ref. product (Mospilan 20 SP). Product can be applied once a season.

✓ **against MELIAE** (9 trials) – (ślodyszek rzepakowy) – major pest in winter oilseed rape. The economic damage threshold for the rapeseed strawberry at the compact inflorescence stage is 1 beetle per plant, and at the loose inflorescence stage 3-5 beetles per plant. During trials number of insects per plot was assessed (5.1-34.6). So, all trials can be stated as valid. The average efficacy was 87.9% for dose 0.12 L/ha and 81.08% for dose 0.096L/ha. **It can be stated that Piorun 200 SL effectively control MELIAE on winter oilseed rape at dose 0.12 L/ha and 0.10 L/ha.** Results were comparable to st. ref. product (Mospilan 20 SP). Product can be applied once a season.

#### **POTATO:**

Applicant submitted in total 7 efficacy trials carried out on potato in Poland in one growing season (exception from EPPO was accepted by ZRMs). In all trials LPTNDE was studied as a pest. All trials were carried out in line to EPPO 1/12 - *Leptinotarsa decemlineata*.

✓ **against LPTNDE** (7 trials) – *Leptinotarsa decemlineata* (stonka ziemniaczana) – major pest in potato. The damage threshold of the potato beetle in potato is 15 larvae or one egg feeding on a single plant. The economic damage threshold is determined by the presence of a minimum of 60 eggs. During trials the total larva was count (7 trials), adults number (3 trials) and also assessed was based on the percentage of the damage (7 trials). Average infestation of the untreated control was valid in all trials: 186.39 (number of larvae), 11.5 (count of adults) and 26.94% (% of damage). The average efficacy for dose 0.08 L/ha was 90.97% and dose 0.12 L/ha was 92.0%. It can be stated that Piorun 200 SL effectively control LPTNDE on potato at dose 0.08 and 0.12 L/ha. Results were comparable to st. ref. product (Mospilan 20 SP). Product can be applied once a season.

#### **APPLE:**

Applicant submitted in total 38 efficacy trials carried out on apples in PL during different growing seasons. In some reports from efficacy trials – more than one pest was studied. All trials were carried out in line to EPPO standards, like: 1/6 (3) *Adoxophyes orana*; 1/33 (2) *Hoplocampa spp.*; 1/7 (4) *Cydia pomonella*; 1/254 (2) *Eriosoma lanigerum* on apple and 1/258 (2) *Aphids* on stone and pome fruit. In line to 1/239 (3) *Dose expression for plant protection products* the application rate should be calculated per treated leaf wall area unit (LWA) and results of the test product should be presented and interpreted according to LWA by the applicant. Applicant presented detailed reports in which dose LWA was studied, so no calculations were needed. Doses per ground and average LWA was presented in GAP and label project.

✓ **against TORTSP** (10 trials) – *Tortix* sp. (zwójki). It is a major pest in apple. During 10 trials following TORTSP were studied: *Tortix* sp. (species was noted) in 2 trials and *Adoxophyes orana* (zwójka siatkoweczka) in 8 trials. The damage threshold for apple *Tortix* sp. is six caterpillars per 20 trees. In Poland, integrated pest management is mandatory and control treatments are only carried out when this threshold is exceeded. During the pink bud season, caterpillars of the apple borer and the reticulate and beech borer are observed. During 10 trials the infestation of the untreated control was based on number of larva (10 trials) and attacked fruits (10 trials). All trials can be stated as valid (10.67 of larvae's and 8.21 of attacked fruits). The best efficacy (90.1%) was observed for dose 0.118 L/10000m<sup>2</sup> LWA. Results were compared to st. ref. product (Affirm 095 SG). Product should be used twice a season. In all trials correctly two application were studied. ZRMs proposed following entry in the label: use against *Tortix* sp., including *Adoxophyes orana*. It can be stated that Piorun 200 SL effectively control TORTSP (including *Adoxophyes orana*) on apples at dose 0.118 L/10000m<sup>2</sup> LWA (which corresponds to dose 0.135 L/ha and 11500 LWA).

✓ **against CARPPO** (8 trials) – *Cydia pomonella* (owocówka jabłkoweczka). It is a major pest in apple. The damage threshold for the apple CARPPO is 12-15 butterflies per trap within 3-4 days of observation. Other sources state a threshold as low as 5 butterflies per trap within 4 days of observation. The economic damage thresholds are 1% of 'wormy' apples the previous year at harvest or 1-2 eggs or

fresh bites on average per 100 buds or fruit. During 8 trials – percentage of attacked fruits was assessed and 6 trials – dropped fruit. All trials can be stated as valid – the average % of attacked fruits was 4.37% and 49.2% fruits have been dropped in the untreated control. The best efficacy (84.22%) was observed for dose 0.118 L/10000m<sup>2</sup> LWA. Results were compared to st. ref. product (Mospilan 20 SP). Product should be used twice a season (in all trials efficacy for 2 applications were noted). It can be stated that Piorun 200 SL effectively control CARPPO on apples at dose 0.118L/10000m<sup>2</sup> LWA (which corresponds to dose 0.135 L/ha and 11500 LWA).

✓ **against HOPLTE** (6 trials) – *Hoplocampa testudinea* (owocnica jabłkowa). It is a major pest in apples. The damage threshold for apple fruit borer is 20-30 hymenoptera per sticky board. Apply at the beginning of larval incubation (at the end of petal fall) in an orchard (plot) in which an average of 20 (and more) insects are caught per white sticky trap insects. In all trials the number of attacked fruits was assessed. In the opinion of ZRMs, all trials can be stated as valid (28.23 attacked fruits in the untreated control. The best efficacy (89.17%) was observed for dose 0.073L/10000m<sup>2</sup> LWA. Results were comparable to st. ref. product (Mospilan 20 SP). Product should be applied once a season (in all trials efficacy after one appl. was assessed). It can be stated that Piorun 200 SL effectively control HOPLTE on apples at dose 0.073L/10000m<sup>2</sup> LWA (which corresponds to dose 0.11 L/ha and 15000 LWA).

✓ **against aphids** (8 trials) – *Aphis pomi* (mszyca jabłoniowa) was studied in all trials. So ZRMs propose to include only *Aphis pomi* in label. Pest control was assessed by count aphids on 10 previously marked shoots (or 25 shoots when pre-flowering application). The shoots should be 20-25 cm in length, in active growth, at the edge of the tree, on the side more exposed to the sun and at a height of 1-2 m. The damage threshold for aphids is 10 to 15 aphid eggs per 2 mb. of shoot. When thresholds are found to be exceeded, aphid control should be planned accordingly as early as early spring (i.e. when the larvae are hatching). Spray just after flowering when the danger threshold is exceeded (10% of shoots with colonies of apple aphid and/or 1 tree with apple-bean aphid colonies in a sample of 50 trees). All trials can be stated as valid. The best efficacy (89.08%) was observed for dose 0.073 L/10000m<sup>2</sup> LWA. Results were comparable to st. ref. product (Mospilan 20 SP). Product should be applied once a season (in all trials efficacy after one appl. was studied). It can be stated that Piorun 200 SL effectively control *Aphis pomi* on apples at dose 0.073L/10000m<sup>2</sup> LWA (which corresponds to dose 0.11 L/ha and 15000 LWA).

✓ **against ERISLA** (6 trials) - *Eriosoma lanigerum* (Bawełnica korówka). The cotton bollworm (*Eriosoma lanigerum*) is one of the important pests of apple trees, but is not a major pest in apple orchards. The threshold of damage for the cotton bollworm is 2 out of 50 trees reviewed (4% of trees were infested). Number of adult insects were counted on 10 marked shoots. All trials can be stated as valid. The best efficacy (81.27%) was observed for dose 0.118 L/10000m<sup>2</sup> LWA. Results were compared to st. ref. product (Mospilan 20 SP). product should be applied once a season (in all trials eff. after one appl. was noted). It can be stated that Piorun 200 SL effectively control ERISLA on apples at dose 0.118 L/10000m<sup>2</sup> LWA (which corresponds to dose 0.18 L/ha and 15000 LWA).

All minor uses claimed in the GAP and Polish label project can be accepted in line to Article 51 without any trials.

### 3.3 Information on the occurrence or possible occurrence of the development of resistance (KCP 6.3)

According to IRAC active substance acetamiprid belongs to group 4A which are nicotinic acetylcholine receptor (NACHR) competitive modulators, subgroup A is for neonicotinoids.

Acetamiprid works by antagonizing the receptors of the nicotine acetylcholine in insects neural pathways. It interrupts the brain signals of the insects throughout their bodies. Insects treated with acetamiprid, are excited for about half an hour, later neural pathways disruption leads to paralysis and finally – insect death. Active substance – acetamiprid – has an ovicidal, larvicidal and adultcidal effect, which means it can control insects in all stages of their development.



On IRAC website among only two species, which this dossier contains, populations resistant to 4A group of insecticides were discovered and described:

**Pollen beetle** – in monitoring poster of 2018 this species was described as susceptible to the abovementioned group of insecticides, however number of populations has increased significantly (according to statistical analysis performed by IRAC).

**Colorado beetle** – according to IRAC, populations of this species resistant to 4A group insecticides can be found in Europe, North America and Asia. Their resistance is caused by the mutations of the ACh receptors, which are target sites of neonicotinoids.

Based on **IRM principles recommended and endorsed by IRAC** from Appendix 2 from MODE OF ACTION CLASSIFICATION SCHEME v. 10.4 (December, 2022).

- Consult a local agricultural advisor or extension services in the area for up-to-date recommendations and advice on IPM and IRM programmes.
- Consider options for minimizing insecticide use by selecting early maturing or pest-tolerant varieties of crop plants.
- Include effective cultural and biological control practices that work in harmony with effective IRM programmes. Adopt all non-chemical techniques known to control or suppress pest populations, including biological sprays such as Bt's, resistant varieties, within-field refugia (untreated areas) and crop rotation.
- Where possible select insecticides and other pest management tools that preserve beneficial insects.
- Use products at their full, recommended doses. Reduced (sub-lethal) doses quickly select populations with average levels of tolerance, whilst doses that are too high may impose excessive selection pressures.
- Appropriate, well-maintained equipment should be used to apply insecticides. Recommended water volumes, spray pressures and optimal temperatures should be used to obtain optimal coverage.
- Where larval stages are being controlled, target younger larval instars where possible because these are usually much more susceptible and therefore much more effectively controlled by insecticides than older stages.
- Use appropriate local economic thresholds and spray intervals.
- Follow label recommendations or local expert advice for use of alternations or sequences of different classes of insecticide with differing modes of action as part of an IRM strategy.
- Where there are multiple applications per year or growing season, alternate products of different MoA classes.
- In the event of a control failure, do not reapply the same insecticide but change the class of insecticides to one having a different MoA and to which there is no [locally] known cross-resistance.
- Mixtures may offer a short-term solution to resistance problems, but it is essential to ensure that each component of a mixture belongs to a different insecticide MoA class, and that each component is used at its full rate.
- Consideration should be given to monitoring for the incidence of resistance in the most commercially important situations and gauge levels of control obtained.
- Withholding use of a product to which resistance has developed until susceptibility returns may be a valid tactic if sufficient alternative chemical classes remain to provide effective control.

**ZRMs comments:**

The development of resistance to acetamiprid, like other insecticides, is a critical concern in pest management. Instances of resistance to acetamiprid and other insecticides have been documented in various pest species. Reports have indicated reduced susceptibility in pests such as aphids, whiteflies, thrips and some beetles.

Resistance can arise through several mechanisms, including mutations in the nicotinic acetylcholine receptor, the target site of neonicotinoids, can reduce the binding affinity of the insecticide. Some insects can develop enhanced metabolic pathways that allow them to break down or detoxify the insecticide more efficiently. Changes in pest behaviour may result in reduced exposure to the insecticide.



***Factors contributing to resistance:*** Frequent applications of acetamiprid without rotation with other insecticides can promote resistance. Using products with similar modes of action can increase the likelihood of developing resistant populations. Pests with rapid reproduction can evolve resistance more quickly.

The occurrence of resistance may vary by region, depending on local pest management practices and the history of insecticide use. Regular monitoring for signs of resistance is important. Integrated Pest Management (IPM) strategies are recommended to manage resistance, including rotating insecticides with different modes of action; combining biological control methods and reducing reliance on chemical control through cultural practices. Vigilance and proactive management practices are crucial to delaying or preventing the development of resistance to acetamiprid and ensuring its continued effectiveness in pest control.

Insecticides from Group 4, when applied at higher or lower than recommended dosages, can contribute to the development of resistance and cause negative effects on non-target species and the environment. It is crucial to ensure that all spraying equipment is properly maintained, with no clogged nozzles or filters, as this could lead to incorrect application rates.

To prevent prolonged pressure on a single resistance mechanism, farmers should use a variety of modes of action throughout the crop cycle. Rotating active ingredients from different mode of action groups is an effective strategy for minimizing resistance. Adequate time should be left between applications of active ingredients with similar modes of action. It is also advisable to avoid relying on Group-4 insecticides for more than half of the crop cycle.

When using mixtures that contain a Group-4 insecticide, always apply the full recommended rate for each active ingredient. The use of mixtures, either as premixes or tank mixes, combining insecticides with different modes of action is becoming increasingly common. These mixtures are useful for broadening the range of pests controlled and helping to delay resistance. Mixtures that include both a pyrethroid and a Group-4 insecticide are often used for hard-to-control pests. However, such mixtures should not be used if the target pest is already resistant to one of the active ingredients. Avoid over-relying on a specific mixture, as this could mean to the selection of resistant pest populations that are harder to manage. It is important to vary the combinations of active ingredients used, rather than repeating the same mixture of modes of action within a single cropping cycle.

Incorporating good agricultural practices along with physical and biological pest management strategies is essential. Monitoring pest populations for early signs of resistance is also recommended. Using insecticides with non-specific modes of action can help reduce the risk of resistance. Plant protection products like oils and soaps, when used in rotation or in combination with Group-4 insecticides, can be effective against both susceptible and resistant pest populations.

Proper application techniques, adherence to recommended dosage rates and thorough coverage of target areas can help maximize acetamiprid efficacy and minimize the likelihood of resistance development. Regular monitoring of pest populations for signs of reduced susceptibility to acetamiprid is essential for early detection and management resistance.

ZRMs accepted strategy against resistance developing proposed by Applicant. Those instructions were included in the product's label:

*“The product contains the active ingredient acetamiprid, a compound from the group of neonicotinoid derivatives (insecticides that interact with nicotinic acetylcholine (Ach) receptors - according to IRAC group 4A).*

*To minimise the risk of pest populations becoming resistant to the product, it is recommended, inter alia*

- Apply the product only at the recommended rates and timing,*
- Do not exceed the maximum recommended number of treatments per season,*
- not to repeat treatments in a given season with active ingredients that belong to the same group as acetamiprid (IRAC group 4A) due to their mode of action,*
- if another insecticide treatment is necessary, use a product containing an active ingredient with a different mode of action from another IRAC group.”*

### 3.4 Adverse effects on treated crops (KCP 6.4)

The applicant carried out 68 efficacy trials in which selectivity of the Acetamipryd 200 SL was assessed according to EPPO general and crop specific guidelines:

- 23 performed on winter oilseed rape
  - o 7 where efficacy against stem weevils
  - o 9 where efficacy against pollen beetle was tested
  - o 7 where efficacy against brassica pod midge and cabbage seed weevil was tested
- 7 performed on potato where efficacy against Colorado beetle was tested
- 38 performed in apple orchards
  - o 10 where efficacy against *Tortricidae* was tested
  - o 8 where efficacy against codling moth was tested
  - o 6 where efficacy against apple sawfly was tested
  - o 8 where efficacy against aphids was tested
  - o 6 where efficacy against woolly aphid was tested

EPPO PP 1/226(3) standard states - it is not required to conduct exact phytotoxicity trials for insecticides. However, phytotoxicity was evaluated in each type of the performed efficacy trials. Yield and its quality traits was only in these trials where specific EPPO guideline requires such assessments. However, in some of the trials, while not being obligatory, such assessments were done.

All the trials have been presented in point 3.4 – 1.

**Table 3.4-1: Presentation of trials (selectivity trials, transformation trials...)**

Crop*	Country	Type of trial**	Number of trials (North-East zone)	Years	GEP, non-GEP, official***	Comments (any other relevant information)
Winter oilseed rape	Poland	Y + Q	3	2014	GEP	Yield assessment was performed, moisture and oil content were measured.
<b>TOTAL</b>	-	Y + Q	<b>3</b>	-	-	

According to the GAP table

\*\* S = selectivity trial, Y = trial with yield assessment, Q = trial with quality assessment, T = trial on the basis of the study of impact on transformation process (TP: Physical transformation, TF: transformation involving microbial fermentation), P = trial with assessment of impact on propagation

\*\*\* Official: carried out by a national official organisation

**Table 3.4-2: Presentation of reference standards used in trials (selectivity trials, transformation trials...)**

Trial number	Crop(s)	Reference standards	Country(ies) where the product is registered <sup>(1)</sup>	Authorization number	Active substance(s) (a.s)	Formulation		Registered application rate <sup>(3)</sup>	Application rate in trials (per treatment)	Remark <sup>(4)</sup>
						Type <sup>(2)</sup>	Concentration of a.s.			
III 6.1.3/08 (E-WOSR-PL-2014-PL 14 008 PL1 EN) III 6.1.3/09	Winter oilseed rape	Mospilan 20 SP	Poland	R-35/2014b	Acetamiprid	SP	200 g/L (acetamiprid)	0.08-0.12 kg/ha	0.08 kg/ha;	1 app

Trial number	Crop(s)	Reference standards	Country(ies) where the product is registered <sup>(1)</sup>	Authorization number	Active substance(s) (a.s)	Formulation		Registered application rate <sup>(3)</sup>	Application rate in trials (per treatment)	Remark <sup>(4)</sup>
						Type <sup>(2)</sup>	Concentration of a.s.			
(E-WOSR-PL-2014-PL 14 008 PL2 EN) III 6.1.3/10 (E-WOSR-PL-2014-PL 14 008 PL5 EN)										

(1) only on use(s) applied for (with the test product)

(2) e.g. WP (wetable powder), EC (emulsifiable concentrate), etc.

(3) Dose / dose range authorized in the country

(4) Other relevant information (e.g. uses, number of applications, spray volume, method of application...)

### 3.4.1 Phytotoxicity to host crop (KCP 6.4.1)

**Table 3.4-3: Phytotoxicity of product to winter oilseed rape in trials against stem weevils (CEUTNA, CEUTQU)**

Number of trials with...		Efficacy trials (7 trials)	
		Test product	Standard 1
		N	N
Maximum of phytotoxicity recorded during the trials	0% to 5%	7	7
	>5% to 10%	0	0
	>10% to 15%	0	0
	>15 %	0	0
Level of symptoms at the last assessments	0% to 5%	7	7
	>5% to 10%	0	0
	>10% to 15%	0	0
	>15 %	0	0

7 trials were carried out on winter oilseed rape where product efficacy against stem weevils was tested. Trials were located in Poland and performed in seasons 2022 and 2023 on a wide range of commercially grown varieties.

No phytotoxicity symptoms were recorded in all of the trials performed on winter oilseed rape, when proposed label rate of 0.25 L/ha of Acetamipryd 200 SL was used.

**Table 3.4-4: Phytotoxicity of product to winter oilseed rape in trials against pollen beetle**

Number of trials with...		Efficacy trials (9 trials)	
		Test product	Standard 1
		N	N
Maximum of phytotoxicity recorded during the trials	0% to 5%	9	9
	>5% to 10%	0	0

Number of trials with...		Efficacy trials (9 trials)	
		Test product	Standard 1
		N	N
	>10% to 15%	0	0
	>15 %	0	0
Level of symptoms at the last assessments	0% to 5%	9	9
	>5% to 10%	0	0
	>10% to 15%	0	0
	>15 %	0	0

9 trials were carried out on winter oilseed rape where product efficacy was tested against pollen beetle. Trials were set in Poland, in seasons 2014 and 2022 on a range of commercially grown varieties.

No phytotoxicity symptoms were recorded in all of the trials performed on winter oilseed rape, when proposed label rate of 0.12 L/ha of Acetamipryd 200 SL was used.

**Table 3.4-5: Phytotoxicity of product to winter oilseed rape in trials against DASYBR and CEUTAS**

Number of trials with...		Efficacy trials (7 trials)	
		Test product	Standard 1
		N	N
Maximum of phytotoxicity recorded during the trials	0% to 5%	7	7
	>5% to 10%	0	0
	>10% to 15%	0	0
	>15 %	0	0
Level of symptoms at the last assessments	0% to 5%	7	7
	>5% to 10%	0	0
	>10% to 15%	0	0
	>15 %	0	0

7 trials were carried out on winter oilseed rape where efficacy of the product was tested in control of brassica pod midge and cabbage seed weevil (5). Trials were set in Poland, in growing seasons 2022 and 2023, on a range of commercially grown varieties.

No phytotoxicity symptoms were recorded in all of the trials performed on winter oilseed rape, when proposed label rate of 0.12 L/ha of Acetamipryd 200 SL was used.

**Table 3.4-6: Phytotoxicity of product to potato in trials against Colorado beetle**

Number of trials with...		Efficacy trials (7 trials)	
		Test product	Standard 1
		N	N
	0% to 5%	7	7

Number of trials with...		Efficacy trials (7 trials)	
		Test product	Standard 1
		N	N
Maximum of phytotoxicity recorded during the trials	>5% to 10%	0	0
	>10% to 15%	0	0
	>15 %	0	0
Level of symptoms at the last assessments	0% to 5%	7	7
	>5% to 10%	0	0
	>10% to 15%	0	0
	>15 %	0	0

7 trials were carried out on potatoes in Poland, during season 2022 on a range of commercially grown varieties.

No phytotoxicity symptoms were recorded in all of the trials performed to test the product efficacy against Colorado beetle on potatoes, when proposed label rates of 0.08-0.12 L/ha of Acetamipryd 200 SL was used.

**Table 3.4-6: Phytotoxicity of product to apple trees in trials against Tortix moths**

Number of trials with...		Efficacy trials (10 trials)	
		Test product	Standard 1
		N	N
Maximum of phytotoxicity recorded during the trials	0% to 5%	10	10
	>5% to 10%	0	0
	>10% to 15%	0	0
	>15 %	0	0
Level of symptoms at the last assessments	0% to 5%	10	10
	>5% to 10%	0	0
	>10% to 15%	0	0
	>15 %	0	0

10 trials were carried out in apple orchards where product efficacy against Tortix moths was tested. Trials were set in Poland, in years 2020 and 2022 on a wide range of commercially grown varieties.

No phytotoxicity symptoms were recorded in all of the trials performed on apple trees, when proposed label rate of 0.118 L/10000m<sup>2</sup> LWA (applied twice) of Acetamipryd 200 SL was used.

**Table 3.4-7: Phytotoxicity of product to apple trees in trials against Codling moth**

Number of trials with...		Efficacy trials (8 trials)	
		Test product	Standard 1
		N	N
	0% to 5%	8	8

Number of trials with...		Efficacy trials (8 trials)	
		Test product	Standard 1
		N	N
Maximum of phytotoxicity recorded during the trials	>5% to 10%	0	0
	>10% to 15%	0	0
	>15 %	0	0
Level of symptoms at the last assessments	0% to 5%	8	8
	>5% to 10%	0	0
	>10% to 15%	0	0
	>15 %	0	0

8 trials where efficacy of the product to control codling moth was tested, were carried out in apple orchards located in Poland, during years 2020 and 2022 on a range of commercially grown varieties.

No phytotoxicity symptoms were recorded in all of the trials performed on apple trees, when proposed label rate of 0.118 L/10000m<sup>2</sup> LWA (applied twice) of Acetamipryd 200 SL was used.

**Table 3.4-8: Phytotoxicity of product to apple trees in trials against apple sawfly**

Number of trials with...		Efficacy trials (6 trials)	
		Test product	Standard 1
		N	N
Maximum of phytotoxicity recorded during the trials	0% to 5%	6	6
	>5% to 10%	0	0
	>10% to 15%	0	0
	>15 %	0	0
Level of symptoms at the last assessments	0% to 5%	6	6
	>5% to 10%	0	0
	>10% to 15%	0	0
	>15 %	0	0

6 trials were carried out in which the efficacy of the product in the control of apple sawfly was tested in the apple orchards. Trials were set in Poland, and performed in years 2021 and 2022 on a wide range of commercially grown apple varieties.

No phytotoxicity symptoms were recorded in all of the trials performed on apple trees, when proposed label rate of 0.073 L/10000m<sup>2</sup> LWA of Acetamipryd 200 SL was used.



**Table 3.4-9: Phytotoxicity of product to apple trees in trials against aphids**

Number of trials with...		Efficacy trials (8 trials)	
		Test product	Standard 1
		N	N
Maximum of phytotoxicity recorded during the trials	0% to 5%	8	8
	>5% to 10%	0	0
	>10% to 15%	0	0
	>15 %	0	0
Level of symptoms at the last assessments	0% to 5%	8	8
	>5% to 10%	0	0
	>10% to 15%	0	0
	>15 %	0	0

8 trials in apple orchard where product efficacy was tested in control of aphids. Trials were set in Poland and carried out in seasons 2020 and 2022 on a wide range of commercially grown varieties.

In none of the performed trials phytotoxicity effect of Acetamipryd 200 SL, used in the recommended label rate of 0.073 L/10000m<sup>2</sup> LWA was observed.

**Table 3.4-10: Phytotoxicity of product to apple trees in trials apple woolly aphid**

Number of trials with...		Efficacy trials (6 trials)	
		Test product	Standard 1
		N	N
Maximum of phytotoxicity recorded during the trials	0% to 5%	6	6
	>5% to 10%	0	0
	>10% to 15%	0	0
	>15 %	0	0
Level of symptoms at the last assessments	0% to 5%	6	6
	>5% to 10%	0	0
	>10% to 15%	0	0
	>15 %	0	0

6 trials in apple orchard where product efficacy was tested in control of woolly aphid. Trials were set in Poland and carried out in seasons 2020 and 2022 on a wide range of commercially grown varieties.

In none of the performed trials phytotoxicity effect of Acetamipryd 200 SL, used in the recommended label rate of 0.073 L/10000m<sup>2</sup> LWA was observed.

**ZRMs comments:**

Acetamiprid, while effective as an insecticide, can have several adverse effects on treated crops. Some crops may exhibit signs of phytotoxicity when exposed to acetamiprid, particularly if applied at higher than recommended rates or under adverse environmental conditions. Symptoms can include leaf curling,

chlorosis and stunted growth. To minimize adverse effects, it is crucial to follow label regarding application rates and timing, integrate pest management approaches and consider the specific sensitivity of crops to acetamiprid.

Phytotoxic effect of Piorun 200 SL (product code: Acetamipryd 200 SL) was studied during 68 efficacy trials carried out in 2014, 2020, 2022 and 2023. Those trials were carried out on winter oilseed rape (23 trials), potato (7 trials) and apple orchards (38 trials) in Poland (N-E EPPO zone). Doses recommended were studied during those trials. Dose 2 N was not studied as Piorun 200 SL is an insecticide. For insecticides – selectivity trials are not required in line to EPPO standards.

No adverse effects regarding phytotoxicity were observed in all trials. The results were comparable to the standard reference products. In conclusion, the tested plant protection product – Piorun 200 SL (Acetamipryd 200 SL – product code) is regarded safe for the treated plants when is applied at the intended doses.

### 3.4.2 Effect on the yield of treated plants or plant product (KCP 6.4.2)

Not relevant. This part concerns only trials in pest-free conditions.

#### ZRMs comments:

The impact of acetamiprid insecticide on the yield of treated crops can vary based on several factors, including application methods, timing, pest pressure and crop type. Effective control of damaging insect pests can lead to increased crop yield. Weather conditions, soil health and other environmental factors can influence how well crops respond to acetamiprid application. For instance, excessive rain may wash away the product, reducing its effectiveness. Acetamiprid should be part of an integrated pest management strategy. When used appropriately alongside other cultural and biological practices, it can contribute positively to maintaining high crop yields.

No negative impact of the product Piorun 200 SL (Acetamipryd 200 SL – product code) on the yield of treated plants or plant products is to be expected when applied at the proposed label rate. Applicant presented some trials for impact of Piorun 200 SL on the yield of winter oilseed rape claimed in the GAP. But, lack of those trials would be acceptable in line to specific EPPO guidelines, for example: 1/6 *Adoxophyes orana*; 1/21 *Aphids on fruit plants (trees, shrubs and climbers)*; 1/33 *Hoplocampa spp.*; 1/12 *Leptinotarsa decemlineata*. In line to EPPO 1/178 *Meligethes aeneus on oilseed rape varieties* – it may be helpful to note the amount of yield in kilograms per hectare ha<sup>-1</sup> adjusted to a fixed moisture level (specified national or national or international standard). In line to 1/219 *Ceutorhynchus napi* and *Ceutorhynchus pallidactylus occurring on oilseed rape* and 1/220 *Dasineura brassicae* – yield recording can be helpful and should be adjusted to a set moisture content according to national or international standards (kg ha<sup>-1</sup>). Oil content can also be recorded.

Applicant submitted 3 trials carried out in 2022 in Poland on winter oilseed rape against MELIAE. Acetamipryd 200 SL at the proposed label rate of 0.125 L/ha in all of the trials where yield was analysed had no negative impact on the grain yield. In fact, in each trial yield has increased for 7.4-8.1% when compared to control.

**Piorun 200 SL (Acetamipryd 200 SL – product code) can be stated as a safe PPP for treated crops.** However, it is important to carefully follow label instructions and consider factors such as pest pressure, crop susceptibility and environmental conditions to optimize the benefits of acetamiprid while minimizing potential risks to yield.

### 3.4.3 Effects on the quality of plants or plant products (KCP 6.4.3)

Total of 68 efficacy studies conducted in years 2014, 2020, 2022 and 2023 located in Poland were set in winter oilseed rape, potatoes and apple orchards. Trials have showed that Acetamipryd 200 SL insecticide

had no negative impact on treated plants, their yield and yield quality traits (where it was assessed).

Acetamipryd 200 SL applied on winter oilseed rape in rates 0.12 – 0.25 L/ha did not cause any adverse effects on treated plants (f.e. changes in growth, plant height, tillering, dates of succeeding growth stages, thinning out of plants, discolorations, necroses, deformations). In the trials where yield analysis was conducted, assessment showed that the product has no negative effect on yield and its quality.

Acetamipryd 200 SL applied on potato in rates 0.08-0.12 L/ha did not cause any adverse effects on treated plants (f.e. changes in growth, plant height, tillering, dates of succeeding growth stages, thinning out of plants, discolorations, necroses, deformations).

Acetamipryd 200 SL applied in the apple orchards in rates of 0.073 – 0.118 L/10000m<sup>2</sup> LWA (rate 0.118 L/10000m<sup>2</sup> LWA was in case of trials where efficacy in control of Tortix moths and codling moth was tested, was applied twice during the duration of the trial) did not cause any adverse effects on treated plants (f.e. changes in growth, plant height, tillering, dates of succeeding growth stages, thinning out of plants, discolorations, necroses, deformations). In the trials where yield analysis was conducted, assessment showed that the product has no negative effect on yield and its quality.

**ZRMs comments:**

The impact of insecticides containing acetamiprid on the quality of yield from treated crops can be multifaceted. While acetamiprid can enhance the quality of crop yields by protecting against pest damage and improving visual characteristics, careful management of application practices and awareness of potential risks associated with chemical residues and phytotoxicity are essential for maintaining high quality outputs.

Applicant submitted trials carried out on winter oilseed rape in which impact on the quality of yield was assessed. In those 3 trials carried out on winter oilseed rape in Poland (N-E EPPO zone) in 2022 – moisture and oil content was studied. Statistical analysis showed that there was no significant effects of dose 0.12 L/ha of Acetamipryd 200 SL on the grain quality component in winter oilseed rape.

The control of insects feeding from leaves, seeds and other plant parts is expected to positively impact the quality of plants and plant products. **The ZRMs considers that the adverse effects on the quality of plants or plant products are low when Piorun 200 SL (Acetamipryd 200 SL – product code) is applied at the proposed label rate and used according to the label recommendations.**

### 3.4.4 Effects on transformation processes (KCP 6.4.4)

According to the EPPO guideline PP 1/243(1) “ [...] regulation (e.g. Commission Regulation 284/2013, EU, 2013) may require investigation of possible adverse effects if there are indications that the use of a plant protection product could have an influence on transformation processes (e.g. use of plant growth regulators or fungicides close to harvest or after harvest), or where use of similar products has been found to have an adverse influence. [...] If the applicant can demonstrate that residues are undetectable, or that any residues will not affect yield, a reasoned case may be sufficient to address these requirements.”

For Acetamipryd 200 SL no processing trials were performed. There is no indication from agricultural practice that insecticides containing the active substance acetamiprid have affected the processing of harvested plant products

Furthermore, in the case of the oilseed rape, the test product is intended for application in BBCH 29-65. With plenty of time to commercial harvest and very short period of acetamiprid dissipation on and in plant matrix (6.2 days according to PPDB<sup>2</sup>, number is based on average from 15 trials done on different plant matrices) product is considered as having no effects on transformation processes.

According to DAR for acetamiprid (Annex B-7, March 2001) under conditions designed to mimic pasteurisation, baking, brewing, boiling and sterilization there was no significant hydrolysis of acetamiprid following incubation at different pH values and temperatures. Acetamiprid is stable under conditions representative of pasteurisation, baking, brewing, boiling and sterilisation, and no additional metabolites are

formed in processed commodities as compared to raw agricultural commodities.

According to the documents from Acetamiprid renewal report from October 2014, studies to determine residue levels in inedible peel and pulp of potatoes are not required, since according to the studies submitted for the purposes of the renewal, residue levels of acetamiprid in potatoes are below LOQ ( $<0.01$  mg/kg). Since applicants product has a different formulation, but with the same amount of the active substance, four studies were performed in 2023 and they showed that acetamiprid residues after treating potato plantations with Acetamipryd 200 SL (single application 0.12 L/ha at crop phase BBCH 89) are below LOD ( $<0.001$  mg/kg).

In the same DAR (Annex B-7, March 2001), effects of processing on the magnitude of residues in apples are described. Effects of processing were described based on studies where apple juice, puree and pomace was analysed. Those studies have showed that in apple juice and puree caused acetamiprid residues to be reduced. Only in pomace, low initial acetamiprid residue concentration, has increased slightly (0.03 to 0.037 mg/kg of commodity). Another study, where apples from treated trees were washed, reduced to just crushed apple pulp, finally treated with enzyme, is described. Next step of the mentioned in the previous sentence study, was to press the obtained pulp twice to get fresh juice and wet pomace, which were next analysed. As in the previously described study, concentration of acetamiprid was lower in juice and higher in the pomace (0.82 mg/kg initial RL in fruits and 1.14 mg/kg in wet pomace). Since applicants product has a different formulation, but with the same amount of the active substance, six studies were performed in 2023 and they showed that acetamiprid residues after treating apple orchards with Acetamipryd 200 SL (two applications 0.2 L/ha, first at crop phase BBCH 81, second 14  $\pm$  1 days before harvest) are below 0.14 mg/kg.

**ZRMs comments:**

The impact of acetamiprid insecticide on the transformation processes of treated crops, such as producing oil from winter oilseed rape or juice and cider from apples can be significant.

*Winter oilseed rape:* healthy crops treated with acetamiprid can yield seeds with better fatty acid profiles, potentially enhancing the quality of the oil extracted. Pest damage can lead to rancidity or off-flavours in oil. Effective pest management ensures more desirable flavour profiles in the resulting oil.

*Apples:* pest control using acetamiprid can lead to higher fruit quality, which positively influences the flavour and aroma of apple juice and cider.

*Potatoes:* to minimize the potential impact of acetamiprid and other pesticides on potatoes and their transformation processes, sustainable farming practices such as integrated pest management (IPM) can be used. These practices prioritize the reduction of pesticide use, focusing instead on biological control, crop rotation, and pest-resistant potato varieties. This can help reduce pesticide residues and environmental impact

As with oil, monitoring for acetamiprid residues in apple juice and cider is crucial to ensure compliance with safety standards. Adherence to maximum residue limits (MRLs) is critical for both oil and juice products, ensuring that they are safe for consumption.

The use of acetamiprid insecticide can positively influence the transformation processes of crops such as winter oilseed rape and apples. However, careful attention must be paid to residue management and consumer perceptions to maximize the potential benefits while ensuring safety and acceptance in the market.

General studies on neonicotinoids suggests a potential disruption of microbial communities. There are established maximum residue limits (MRLs) for acetamiprid in food products, aimed at minimizing potential negative impacts on both food safety and microbial processes. Farmers and producers should monitor and manage the application of acetamiprid to minimize residue levels, thereby limiting potential interference with fermentation. Ensuring proper washing and processing methods can help reduce residue levels, supporting more stable and effective fermentation.

**It is not expected that Piorun 300 SL (product code: Acetamipryd 200 SL) will have adverse effects on transformation processes in the opinion of ZRMs.**

### **3.4.5 Impact on treated plants or plant products to be used for propagation (KCP 6.4.5)**

3 studies conducted in 2014 in Poland on winter oilseed rape revealed no negative impact of Acetamipryd 200 SL on propagation material – rape seeds.

38 In the efficacy trials performed in apple orchards, no phytotoxicity caused by the Acetamipryd 200 SL was discovered, nor to the trees nor to the fruits. This results are confirming that the product is safe for the propagation material

### **Summary and conclusion**

No adverse effects on treated plants such as phytotoxicity symptoms, negative impact on yield quality/ quantity and transformation processes were observed in efficacy and residue trials of Acetamipryd 200 SL.

#### **ZRMs comments:**

The impact of acetamiprid insecticide on the propagation of treated crops can vary based on several factors, including the crop type, the timing of application and the method of propagation. While acetamiprid can offer advantages in promoting healthy crop propagation by controlling harmful pests and improving crop quality, careful management of its use is vital. Considerations around timing, environmental impacts and regulatory compliance are essential for optimizing the benefits while minimizing any adverse effects on propagation efforts.

Three studies carried out in Poland in 2014 on winter oilseed rape found that Acetamipryd 200 SL had no detrimental effect on the seeds used for propagation. In efficacy trials conducted in apple orchards, no signs of phytotoxicity were observed either in the trees or the fruits. These findings confirm that the product is safe for use on propagation material. Applicant's statement: "***No adverse effects on treated plants such as phytotoxicity symptoms, negative impact on yield quality/ quantity and transformation processes were observed in efficacy and residue trials of Acetamipryd 200 SL***" can be agreed. A detailed evaluation of the adverse effect on parts of plants used for propagation purposes can be waived.

### **3.5 Observations on other undesirable or unintended side-effects (KCP 6.5)**

#### **3.5.1 Impact on succeeding crops (KCP 6.5.1)**

Acetamipryd 200 SL (containing acetamiprid) is not harmful when applied directly on the plants. It is also safe for succeeding plants since its active substance decomposes in very fast pace (According to PPDB by University of Hertfordshire<sup>2</sup>, soil degradation DT<sub>90</sub> ranges between 2.7 and 28 days for acetamiprid in field studies). Consequently, the product decomposes within the growing season without making any damage to succeeding plants. It is concluded that after the appropriate application of Acetamipryd 200 SL in crops proposed by the applicant to be put on the label, all the possible crops and catch crops can be grown when usual crop rotation and seedbed preparation is used.

<sup>2</sup> <http://sitem.herts.ac.uk/aeru/ppdb/en/Reports/11.htm>

Considering raised arguments and the fact that the literature does not say anything about the adverse impact on succeeding crops after application of herbicides containing this active substance, no specific plant-back restrictions related to Acetamipryd 200 SL are required.

**ZRMs comments:**

The impact of acetamiprid insecticide on succeeding crops can involve various factors, including residues in the soil, effects on soil health and overall ecosystem dynamics. Acetamiprid can remain in the soil for varying periods. Its breakdown depends on soil temperature, moisture and microbial activity. Residual levels may affect succeeding crops. Some crops may be more sensitive to acetamiprid residues than others, leading to stunted growth, leaf yellowing or poor establishment if planted in treated soil. While acetamiprid can effectively control target pests, its use may impact succeeding crops through soil residues, effects on microbial health and changes in nutrient availability. Careful management and adherence to guidelines are essential to minimize potential negative impacts on subsequent crop success and ecosystem health.

The persistence of acetamiprid in soil vary based on factors such as soil type, temperature, moisture levels, pH and microbial activity. Typically, the half-life of acetamiprid in soil ranges from around 3 to 44 days. However, under certain conditions, such as increased microbial activity or more favourable environmental factors, its degradation may occur more quickly, leading to a shorter half-life. Overall, acetamiprid is considered a moderately persistent pesticide, meaning it stays in the environment for a reasonable duration but can break down more rapidly under optimal conditions. While acetamiprid can effectively protect treated crops, it is essential to account for its persistence and potential effects on soil health and subsequent crops. Adopting proper pesticide management and crop rotation practices can help reduce any negative impacts.

No assessment following the EPPO Standard PP 1/207 “ effects on succeeding crops’ was carried out. This assessment can be waived, since acetamiprid has no herbicidal activity. Applicant’s statement can be agreed: *“Considering raised arguments and the fact that the literature does not say anything about the adverse impact on succeeding crops after application of herbicides containing this active substance, no specific plant-back restrictions related to Acetamipryd 200 SL are required”*.

### **3.5.2 Impact on other plants including adjacent crops (KCP 6.5.2)**

None of the efficacy trials reported any effects on adjacent crops or plants. Application of Acetamipryd 200 SL when done according to the requirements of “Good Agricultural Practice” excludes lapses, e.g. over-spray of boundary stripes, overdose or applications in other than the registered crops or at other application times. Furthermore, GAP rules say that to avoid spray drift to adjacent crops the wind speed (maximum allowed wind speed during application of PPP in Poland 4 m/s), the droplet size and positioning of the spray boom have to be taken into account.

Therefore, it is not expected that appropriate applications of Acetamipryd 200 SL will lead to adverse effects on adjacent crops.

**ZRMs comments:**

The impact of acetamiprid insecticide on adjacent crops can vary based on several factors, including application methods environmental conditions and the specific crops involved.

During application, acetamiprid can drift to adjacent crops due to winds, potentially causing damage or unintended pest control. If the acetamiprid volatilizes, it might affect nearby plants, leading to phytotoxic symptoms such as leaf curling, chlorosis or stunted growth.

Rainfall or irrigation can lead to runoff, carrying acetamiprid residues to adjacent fields, impacting other



crops through soil contamination. Some adjacent crops may be sensitive to acetamiprid, leading to negative effects such as reduced germination rates, growth inhibition and yield loss. Considering application practices, environmental factors, and crop sensitivity is crucial to mitigate these risks and promote ecosystem health.

Establishing buffer zones between treated and untreated field can help minimize drift and runoff. Using precision application technology to ensure acetamiprid is only applied where needed. Implementing integrated pest management (IPM) strategies to reduce reliance on chemical controls. Acetamiprid can provide pest control benefits that may indirectly assist adjacent crops, careful management and mitigation strategies are essential to minimize negative impacts on non-target species and neighbouring ecosystems.

No assessment following the EPPO Standard PP 1/256 “Effects on adjacent crops” was carried out. This assessment can be waived, since acetamiprid has no herbicidal activity. Applicant’s statement can be agreed: *“it is not expected that appropriate applications of Acetamipryd 200 SL will lead to adverse effects on adjacent crops”*.

#### Tank cleaning

There are no special requirements for cleaning application equipment and protective clothing. Normal procedures should be followed for the cleaning and use of protective clothing and equipment.

#### **ZRMs comments:**

ZRMs agree with Applicant.

### **3.5.3 Effects on beneficial and other non-target organisms (KCP 6.5.3)**

In efficacy trials as well as residue studies and residues in honey studies no adverse effects of Acetamipryd 200 SL on beneficial organisms were observed. Detailed studies on the possible adverse effects to beneficial organisms are submitted and summarised in Part B, Section 9 (Ecotoxicology).

### **3.6.4 Compatibility with current management practices including IPM**

This is not an EC data requirement/not required by Regulation 1107/2009.

#### **Summary and conclusion**

Products which are containing acetamiprid, has been used for many years, not only in Poland (where efficacy trials were done) but also in other European countries. According to current knowledge, the active substance present in the product Acetamipryd 200 SL does not pose any unacceptable risk to other plants also there was no adverse impact on beneficial organisms.

#### **ZRMs comments:**

Acetamiprid can have significant effects on beneficial and non-target organisms. Sustainable use practices, including targeted application and timing, can help mitigate these impacts.

Detailed information’s are presented in Section 9. In efficacy trials, no adverse effect on beneficial and other non-target organisms were seen.

### **3.6 Other/special studies**

Not relevant.

**ZRMs comments:**

Statement can be accepted.

**3.7 List of test facilities including the corresponding certificates**

**Table 3.7-1: List of test facilities**

<b>Test facility</b>	<b>Address</b>	<b>Certificate (Yes or No)</b>
Anadiag Polska	ul. Sadowa 16/22 95-100 Zgierz, Poland	Yes
Eurofins Agroscience Services Sp. z o.o.	ul. Parkowa 6 64-530 Kaźmierz, Poland	Yes
Green & Property Consulting Anna Huszcza-Podgórska	ul. Na stoku 6/6 26-601 Radom, Poland	Yes

**GŁÓWNY INSPEKTOR  
OCHRONY ROŚLIN I NASIENICTWA**

*Tadeusz Kłos*

WO-505- 5 /14

Warszawa, dnia 16.04.2014 r.

**DECYZJA Nr 3/2014**

Na podstawie art. 17 ust. 1 i ust. 2 ustawy z dnia 8 marca 2013 r. o środkach ochrony roślin (Dz.U. z 2013 r. poz. 455) oraz art. 104 ustawy z dnia 14 czerwca 1960 r. Kodeks postępowania administracyjnego (Dz.U. z 2013 r. poz. 267), po rozpatrzeniu wniosku z dnia 14 stycznia 2014 r. oraz wniosku z dnia 14 lutego 2014 r., zmienionego pismem z dnia 4 kwietnia 2014 r., zmieniam decyzję Nr 7/2007 z dnia 28 maja 2007 r. zmienioną decyzjami Nr 1/2010 z dnia 18 marca 2010 r., Nr 18/2011 z dnia 18 sierpnia 2011 r. i Nr 1/2012 z dnia 13 stycznia 2012 r.

Rozstrzygnięciu decyzji nadaję następujące brzmienie:

**upoważniam**

**Anadiag S.A. Oddział w Polsce**

ul. Sadowa 16/22; 95-100 Zgierz

**do prowadzenia badań skuteczności działania środka ochrony roślin**

z grupy akarycydów, bakteriocydów, fungicydów, herbicydów, insektycydów, moluskocydów, rodentycydów, feromonów oraz regulatorów wzrostu w uprawach polowych, w uprawach sadowniczych, pod osłonami, w uprawach grzybów jadalnych, na łąkach i pastwiskach. Badania prowadzone będą w uprawach zbóż, roślin okopowych, roślin oleistych, warzyw, roślin sadowniczych i roślin ozdobnych, roślin motylkowych, traw i roślin specjalnych, w pomieszczeniach magazynowych oraz w pomieszczeniach przeznaczonych do uprawy grzybów jadalnych, na trawnikach i na terenach nieużytkowanych rolniczo.

**Uzasadnienie**

Pismem znak: APL-4-2014, z dnia 14 stycznia 2014 r., pan Jacek Jatczak reprezentujący Anadiag S.A. Oddział w Polsce zwrócił się prośbą o zmianę adresu siedziby firmy w upoważnieniu Głównego Inspektora Ochrony Roślin i Nasiennictwa do prowadzenia badań skuteczności działania środka ochrony roślin. O przeniesieniu wszelkiej działalności ze Skierniewic (ul. Trzcińska 6) do Zgierza (ul. Sadowa 16/22) Główny Inspektor został poinformowany przez p. J. Jatczaka pismem znak: APL-1-2014 z dnia 9 stycznia 2014 r.

Następnie w dniu 14 lutego 2014 r., pismem znak: APL-5-2014, p. Jacek Jatczak zwrócił się z wnioskiem o rozszerzenie zakresu przedmiotowego upoważnienia GIORiN o dodatkowe grupy środków ochrony roślin (feromony, rodentycydy, wiroidy, nematocydy), uprawy (uprawy grzybów jadalnych, łąki i pastwiska) oraz miejsca prowadzenia badań (szkółki, pomieszczenia magazynowe i przeznaczone do uprawy grzybów jadalnych, trawniki i tereny rekreacyjne, tereny nieużytkowane rolniczo). Wniosek ten został zmodyfikowany przez stronę w dniu 4 kwietnia 2014 r. (pismo znak: APL-8-2014), poprzez ograniczenie wnioskowanych zmian do: w grupie środków ochrony roślin - feromonów i rodentycydów oraz w przypadku miejsc prowadzenia badań – do pomieszczeń magazynowych i pomieszczeń przeznaczonych do uprawy grzybów jadalnych, trawników i terenów rekreacyjnych oraz terenów nieużytkowane rolniczo.

Po przeprowadzeniu kontroli w nowej siedzibie Anadiag S.A. Oddział w Polsce w zakresie spełniania wymagań dobrej praktyki doświadczalnej w rozumieniu art. 3 pkt 20 rozporządzenia Parlamentu Europejskiego i Rady (WE) nr 1107/2009 z dnia 21 października 2009 r. dotyczącego wprowadzania do obrotu środków ochrony roślin i uchylającego dyrektywy Rady 79/117/EWG i 91/414/EWG (Dz.Urz. UE L 309 z 24.11.2009 str. 1, z późn. zm.) Główny Inspektor Ochrony Roślin i Nasiennictwa przychylił się do zakresu wnioskowanych zmian.


Mając na uwadze powyższe, postanowiono jak w rozstrzygnięciu decyzji.

#### Pouczenie

Od niniejszej decyzji odwołanie nie przysługuje. Jednakże strona niezadowolona z decyzji może zwrócić się do Głównego Inspektora Ochrony Roślin i Nasiennictwa z wnioskiem o ponowne rozpatrzenie sprawy w terminie 14 dni od dnia doręczenia decyzji, zgodnie z art. 127 § 3 Kodeksu postępowania administracyjnego.

Pobrano opłatę skarbową zgodnie z częścią I ust. 36c załącznika do ustawy z dnia 16 listopada 2006 r. o opłacie skarbowej (Dz.U. z 2012 r. poz. 1282, ze zm.) w wysokości 1000 zł.

Małgorzata Kukula – gl. specjalista w Głównym Inspektoracie Ochrony Roślin i Nasiennictwa

 GŁÓWNY INSPEKTOR  
*Tadeusz Kłos*



Ponadto Eurofins Agrosience Services Sp. z o.o. może prowadzić badania skuteczności działania środka ochrony roślin z grupy herbicydów, repelentów, fungicydów, insektycydów i regulatorów wzrostu w uprawach i drzewostanach leśnych iglastych i liściastych w leśnictwie oraz w produkcjach szkółkarskich.

Uzasadnienie

Eurofins Agrosience Services Sp. z o.o. (Każmierz, ul. Parkowa 6; 64-530 Każmierz), pismem z dnia 29 czerwca 2015 r., uzupełnionym pismem z dnia 29 lipca br., zwróciła się do Głównego Inspektora Ochrony Roślin i Nasiennictwa o rozszerzenie zakresu decyzji Nr 28/2005 (z 20.12.2005 r.), zmienionej decyzjami Nr 6/2009 (z 16.09.2009 r.) oraz Nr 4/2010 (z 14.05.2010 r.), upoważniającej do prowadzenia badań skuteczności działania środka ochrony roślin o możliwości prowadzenia takich badań z użyciem herbicydów, repelentów, fungicydów, insektycydów i regulatorów wzrostu w uprawach i drzewostanach leśnych iglastych i liściastych w leśnictwie oraz w produkcjach szkółkarskich.

Eurofins Agrosience Services Sp. z o.o. spełnia wymagania dobrej praktyki doświadczalnej w rozumieniu art. 3 pkt 20 rozporządzenia Parlamentu Europejskiego i Rady (WE) Nr 1107/2009 z dnia 21 października 2009 r. dotyczącego wprowadzania do obrotu środków ochrony roślin i uchylającego dyrektywy Rady 79/117/EWG i 91/414/EWG (Dz.Urz. UE L 309 z 24.11.2009 str. 1 z późn.zm.), co zapewnia prawidłowe przeprowadzanie badań skuteczności działania środka ochrony roślin.

Rozpatrując prośbę dotyczącą zmiany zakresu upoważnienia do prowadzenia badań skuteczności działania środka ochrony roślin Główny Inspektor uwzględnił również informację (pismo znak: L.dz. 68/w/2015 z 23.06.2015 r.) o zmianie siedziby Spółki z miejscowości Galowo (ul. Wierzbowa 12; 64-500 Szamotuły) do miejscowości Każmierz (ul. Parkowa 6; 64-530 Każmierz).

Mając na uwadze powyższe, postanowiono jak w rozstrzygnięciu decyzji.

Pouczenie

Oi niniejszej decyzji odwołanie nie przysługuje. Jednakże strona niezadowolona z decyzji może zwrócić się do Głównego Inspektora Ochrony Roślin i Nasiennictwa z wnioskiem o ponowne rozpatrzenie sprawy w terminie 14 dni od dnia doręczenia decyzji, zgodnie z art. 127 § 3 Kodeksu postępowania administracyjnego.

Pozorno opisać skarbowa, zgodnie z częścią I ust. 36c, załącznika do ustawy z dnia 16 listopada 2006 r. o oplocie skarbowym (Dz.U. z 2015 r. poz. 753) w wysokości 1000 zł.

Margareta Kulała – gł. specjalista w Głównym Inspektoracie Ochrony Roślin i Nasiennictwa



GLÓWNY INSPEKTOR  
OCHRONY ROŚLIN I NASIENICTWA

Tadeusz Kłos

WO-505-11/15

Warszawa, dnia 08.08.2015 r.

DECYZJA Nr 8/2015

Na podstawie art. 17 ust. 2 i ust. 8 pkt 2 w związku z art. 79 ust. 3 ustawy z dnia 8 marca 2013 r. o środkach ochrony roślin (Dz.U. z 2015 r. poz. 547) oraz art. 104 ustawy z dnia 14 czerwca 1960 r. Kodeks postępowania administracyjnego (Dz.U. z 2013 r. poz. 267 z późn.zm.), po rozpatrzeniu wniosku z dnia 29 czerwca 2015 r., uzupełnionego pismem z dnia 29 lipca 2015 r., rozszerzam zakres upoważnienia do prowadzenia badań skuteczności działania środka ochrony roślin wydanego w drodze decyzji Nr 28/2005 (z 20.12.2005 r.), zmienioną decyzjami Nr 6/2009 (z 16.09.2009 r.) oraz Nr 4/2010 (z 14.05.2010 r.), w zakresie prowadzenia badań skuteczności działania środka ochrony roślin z użyciem herbicydów, repelentów, fungicydów, insektycydów i regulatorów wzrostu w uprawach i drzewostanach leśnych iglastych i liściastych w leśnictwie oraz w produkcjach szkółkarskich.

Rozstrzygnięciu decyzji nadaje następujące brzmienie:

Upoważniam

Eurofins Agrosience Services Sp. z o.o.  
(Każmierz, ul. Parkowa 6; 64-530 Każmierz)

do prowadzenia badań skuteczności działania środka ochrony roślin

z grupy akarycydów, fungicydów, herbicydów, insektycydów, moluskocydów, nematocydów, regulatorów wzrostu, repelentów, rodentycydów oraz adiuwantów w uprawach polowych, pod osłonami, w uprawach sadowniczych, w pomieszczeniach magazynowych oraz w pomieszczeniach przeznaczonych do uprawy grzybów jadalnych. Badania prowadzone będą w uprawach roślin zbożowych, rzepaku i innych roślin oleistych, kukurydzy, buraków, ziemniaków, roślin pastewnych i włókniстых, warzyw (kapustne, cebulowe, liściowe, korzeniowe, dyniowate, psiankowate, strączkowe), drzew i krzewów owocowych, roślin jagodowych, ziół, roślin ozdobnych, a także na terenach nieużytkowanych (odłogi, ugory) oraz na ścieżkach.



niedziela, 11 grudnia 2016  
Arkadiusz Kaczorowski - Tłumacz przysięgły języka angielskiego TP/619/05  
Tłumaczenie uwierzytelnione z języka angielskiego

[Początek tłumaczenia]  
MAIN INSECTORATE OF PLANT HEALTH AND SEED INSPECTION

Tadeusz Klos  
WO-505-11/15

Warsaw, August 10, 2015

Decision no 8/2015

Pursuant to art. 17 (2) and (8) 2 and in relation to art. 79 (3) of the act of March 8, 2013 on plant protection agents (Journal of Laws of 2015, item 547) and in relation to art. 104 of the act of June 14, 1960 - Code of administrative procedure (Journal of Laws of 2013, item 267 with amendments), having examined the application of June 29, 2015 supplemented with the letter of July 29, 2015 please be advised that this authority has extended the permit to conduct efficacy studies of a plant protection agent granted by the decision no 28/2005 (of December 20, 2005) amended with decision 6/2009 (of September 16, 2009) and decision 4/2010 (of May 14, 2010) within the scope of efficacy studies of a plant protection agent with the use of herbicides, repellents, fungicides, insecticides and growth regulators in cultivation of deciduous and coniferous trees in plant nurseries.

This is to authorize Eurofins Agrosience Services Sp. z o.o. Kazmierz, ul. Parkowa 6; 64-530 Kazmierz to conduct studies on the efficacy of a plant protection product

from the subgroup of acaricides, fungicides, herbicides, insecticides, molluscicides, nematocides, plant growth regulators, repellents, rodenticides, adjuvants in field, indoors, orchards, warehouses and in edible mushroom facilities cultivation. The research shall be conducted in the cultivation of crops, rape and other oil plants, corn, beet, potatoes, plants used for animal feed production, fiber plants, vegetables (brassicaceae, bulbous vegetables, potterbs, root vegetables, cucurbitaceae, solanaceae, leguminous), fruit trees and shrubs, berries, herbs, ornamental plants and in wastelands such as idle lands, fallows and stubble fields.

Moreover, Eurofins Agrosience Services Sp. z o.o. Kazmierz, ul. Parkowa 6; 64-530 Kazmierz is authorized to conduct said studies with a plant protection agent from the group of herbicides, repellents, fungicides, insecticides and growth regulators in the cultivation of deciduous and coniferous trees in plant nurseries.

Grounds

Eurofins Agrosience Services Sp. z o.o. Kazmierz, ul. Parkowa 6; 64-530 Kazmierz, in its application of June 29, 2015 supplemented with the letter of July 29, 2015 requested that this



niedziela, 11 grudnia 2016  
Arkadiusz Kaczorowski - Tłumacz przysięgły języka angielskiego TP/619/05  
Tłumaczenie uwierzytelnione z języka angielskiego

authority had extended the permit to conduct efficacy studies of a plant protection agent granted by the decision no 28/2005 (of December 20, 2005) amended with decision 6/2009 (of September 16, 2009) and decision 4/2010 (of May 14, 2010) authorizing it to conduct efficacy studies of a plant protection agent with the use of herbicides, repellents, fungicides, insecticides and growth regulators in cultivation of deciduous and coniferous trees in plant nurseries.

Eurofins Agrosience Services Sp. z o.o. meets the technical and organizational criteria as provided for in the Principles of Good Experimental Practice as laid down in art. 3 (20) of the Regulation (EC) No 1107/2009 of the European Parliament and of the Council of 21 October 2009 concerning the placing of plant protection products on the market and repealing Council Directives 79/117/EEC and 91/414/EEC, therefore it is capable of conducting the efficacy studies on the plant protection product in the appropriate manner.

When evaluating the application for the extension of the permit to conduct studies with a plant protection product, this authority has also considered the information of the change of the applicant's headquarter (ref# L.dz. 68/W/2015 of June 23, 2015). Former headquarter of Eurofins Agrosience Services Sp. z o.o. , Galowo, ul. Wierzbowa 12, 64-500 Szamotuły moved to a new address: Eurofins Agrosience Services Sp. z o.o. Kazmierz, ul. Parkowa 6; 64-530 Kazmierz.

Having regard to the above, it has been decided as stated hereinabove.

You cannot appeal against this decision. However, if you are not satisfied with it, you may reapply to the Main Inspectorate of Plant Health and Seed Inspection within 14 day of the service hereof as prescribed in art. 127 (3) of the Code of Administrative Procedure.

Treasury fee collected in the amount of PLN 1000 as prescribed in Part I, paragraph 36c of the act of November 16, 2006 on treasury fees (Journal of Laws of 2015, item 783).

Małgorzata Kukula – a principal specialist with the Main Inspectorate of Plant Health and Seed Inspection.

[Round seal of the Main Inspectorate of Plant Health and Seed Inspection with the national emblem of Poland]

[Illegible signature]

[Koniec tłumaczenia]

Ja, Arkadiusz Kaczorowski, tłumacz przysięgły języka angielskiego zaświadczam, że niniejszy dokument jest pełnym i wiernym tłumaczeniem oryginału okazanego mi w dniu 11 December 2016 r. Sporządzono, odczytano i opatrzono pieczęcią w Poznaniu w dniu 11 December 2016 r.  
Poz. rep.: F:2016/189\_7215\_2016





**GŁÓWNY INSPEKTOR  
OCHRONY ROŚLIN I NASIENICTWA**

*Andrzej Chodkowski*

BORIN.510.7.2022

Warszawa, *12* maja 2022 r.

**DECYZJA Nr 7/2022**

Na podstawie art. 155 ustawy z dnia 14 czerwca 1960 r. – Kodeks postępowania administracyjnego (Dz. U. z 2021 r. poz. 735, z późn. zm.) w związku z art. 17 ust. 8 pkt 2 ustawy z dnia 8 marca 2013 r. o środkach ochrony roślin (Dz. U. z 2020 r. poz. 2097), po rozpatrzeniu wniosku Pani Anny Huszcza-Podgórskiej prowadzącej działalność gospodarczą pod firmą Green & Property Consulting Anna Huszcza-Podgórska (ul. Na stoku 6/6; 26-601 Radom) z dnia 19 kwietnia 2022 r., uzupełnionego pismem z dnia 9 maja 2022 r., zmieniam decyzję Nr 14/2021 z dnia 12 sierpnia 2021 r. w ten sposób, że rozstrzygnięciu decyzji nadaję następujące brzmienie:

**Upoważniam Panią Annę Huszcza-Podgórską prowadzącą działalność gospodarczą pod firmą Green & Property Consulting Anna Huszcza-Podgórska do prowadzenia badań skuteczności działania środków ochrony roślin z grupy fungicydów, herbicydów, insektycydów, regulatorów wzrostu oraz bakteriocydów w uprawach polowych zbóż (*pszenica jara i ozima, jęczmień jary i ozimy, pszenżyto jare i ozime, żyto ozime, owies*), kukurydzy, rzepaku ozimego, roślin okopowych (*ziemniak, burak cukrowy*), warzyw (*kapusta głowiasta*), uprawach sadowniczych (*jabłoni, grusza, śliwa, wiśnia, czereśnia, truskawka, malina*) oraz na terenach nieużytkowanych rolniczo.**

**Uzasadnienie**

Wnioskiem z dnia 19 kwietnia 2022 r., uzupełnionym pismem z dnia 9 maja 2022 r. Pani Anna Huszcza-Podgórska prowadząca działalność gospodarczą pod firmą Green & Property Consulting Anna Huszcza-Podgórska (ul. Na stoku 6/6; 26-601 Radom) zwróciła się do Głównego Inspektora Ochrony Roślin i Nasiennictwa z prośbą o zmianę zakresu upoważnienia do prowadzenia badań skuteczności działania środków ochrony roślin Nr 14/2021 z dnia 12 sierpnia 2021 r. Wnioskowane zmiany dotyczą możliwości prowadzenia takich badań w uprawach polowych ziemniaka i buraka cukrowego, w uprawach warzywnych - kapusta głowiasta oraz w uprawach sadowniczych - śliwa, wiśnia, czereśnia, malina.

Mając na uwadze przepis art. 15zzzzz ust. 1 ustawy z dnia 2 marca 2020 r. o szczególnych rozwiązaniach związanych z zapobieganiem, przeciwdziałaniem i zwalczaniem COVID-19, innych chorób zakaźnych oraz wywołanych nimi sytuacji kryzysowych (Dz. U. z 2021 r. poz. 2095, z późn. zm.), która czasowo wyłącza niektóre obowiązki wynikające z ustawy z dnia 8 marca 2013 r. o środkach ochrony roślin, Główny Inspektor Ochrony Roślin i Nasiennictwa przed dokonaniem zmiany zakresu upoważnienia do prowadzenia badań skuteczności działania środków ochrony roślin

odstąpił od przeprowadzenia kontroli, o której mowa w art. 17 ust. 6 ustawy o środkach ochrony roślin.

Stwierdzenie spełnienia wymagań dobrej praktyki doświadczalnej przez Panią Annę Huszcza-Podgórską prowadzącą działalność gospodarczą pod firmą Green & Property Consulting Anna Huszcza-Podgórska dokonano na podstawie dokumentów dołączonych do wniosku.

Mając powyższe na uwadze postanowiono jak w rozstrzygnięciu decyzji.

### **Pouczenie**

Od niniejszej decyzji odwołanie nie przysługuje. Strona niezadowolona z decyzji może zwrócić się do Głównego Inspektora Ochrony Roślin i Nasiennictwa z wnioskiem o ponowne rozpatrzenie sprawy, w terminie 14 dni od dnia doręczenia decyzji, zgodnie z art. 127 § 3 kpa.

W trakcie biegu terminu do złożenia wniosku ponowne rozpatrzenie sprawy strona może żądać się tego prawa wobec organu administracji publicznej, który wydał decyzję. Z dniem doręczenia Głównemu Inspektorowi Ochrony Roślin i Nasiennictwa oświadczenia o zrzeczeniu się prawa do złożenia wniosku o ponowne rozpatrzenie sprawy, decyzja staje się ostateczna i prawomocna, co oznacza, iż decyzja podlega natychmiastowemu wykonaniu i brak jest możliwości zaskarżenia decyzji do Wojewódzkiego Sądu Administracyjnego.

Jeżeli strona nie uważa, że decyzja jest zgodna z jej wnioskiem, a nie chce skorzystać z prawa zwracania się z wnioskiem o ponowne rozpatrzenie sprawy, może wnieść do Wojewódzkiego Sądu Administracyjnego w Warszawie skargę na decyzję w terminie 30 dni od dnia doręczenia decyzji stronie. Skargę wnosi się za pośrednictwem Głównego Inspektora Ochrony Roślin i Nasiennictwa.

Zgodnie z § 2 ust. 1 pkt 2 rozporządzenia Rady Ministrów z dnia 16 grudnia 2003 r. w sprawie wysokości oraz szczegółowych zasad pobierania wpisu w postępowaniu przed sądami administracyjnymi (Dz. U. z 2021 r. poz. 535) wpis stały bez względu na przedmiot zaskarżonego aktu lub czynności w sprawach skarg na akty lub czynności z zakresu administracji publicznej dotyczące uprawnień lub obowiązków wynikających z przepisów prawa wynosi 200 zł.

Na wniosek strony złożony przed wszczęciem lub w toku postępowania sądowego może być stronie przyznane prawo pomocy, w zakresie całkowitego lub częściowego zwolnienia od kosztów sądowych oraz ustanowienia adwokata lub radcy prawnego, gdy strona wykaże, że nie jest w stanie ponieść jakichkolwiek lub pełnych kosztów postępowania.

Została pobrana opłata skarbową w wysokości 1 000 zł.

#### Otrzymują:

1. Pani Anna Huszcza-Podgórska  
ul. Na stoku 6/6  
26-601 Radom
2. a/a



Z upoważnienia  
GŁÓWNEGO INSPEKTORA  
*Tadeusz Łęczyński*

**Certified Translation from the Polish Language**

*[Polish National Emblem]*

**Chief Inspector of Plant Protection and Seed Inspection**

Andrzej Chodkowski

Our ref.: BORiN.510.7.2022

Warszawa, 12 May 2022

**DECISION No. 7/2022**

On the basis of Article 155 of the Act of 14 June 1960 – the Administrative Procedure Code (Journal of Laws of 2021, item 735, as amended) in conjunction with Article 17 section 8 point 2 of the Act of 8 March 2013 on plant protection products (Journal of Laws of 2020, item 2097), after considering an application submitted by Mrs Anna Huszcza-Podgórska running a business activity under the name *Green & Property Consulting Anna Huszcza-Podgórska* (address: ul. Na Stoku 6/6, 26-601 Radom) of 19 April 2022 completed by a letter of 9 May 2022, I change my decision No. 14/2021 of 12 August 2021 in such a way that the operative part of the decision reads as follows:

**“I authorize Mrs Anna Huszcza-Podgórska running a business activity under the name *Green & Property Consulting Anna Huszcza-Podgórska* to carry out efficacy tests of plant protection products in the following categories: fungicides, herbicides, insecticides, plant growth regulators and bactericides in the field crops (*spring and winter wheat, spring and winter barley, spring and winter triticale, winter rye and oat*), corn, winter rape, root crops (*potato, sugar beet*), vegetables (*head cabbage*), orchard cultivation (*apple tree, pear tree, plum tree, sour cherry tree, cherry tree, strawberry, raspberry*) and non-agricultural land”.**

**Justification**

In her application of 19 April 2022, completed by a letter of 9 May 2022, Mrs Anna Huszcza-Podgórska running a business activity under the name *Green & Property Consulting Anna Huszcza-Podgórska* (address: Na Stoku 6/6) asked the Chief Inspector of Plant Protection and Seed Inspection to change the scope of authorization to carry out efficacy tests of plant protection products No. 14/2021 of 12 August 2021. The requested changes concern a possibility of carrying out such tests in field crops of potato and sugar beet, vegetable crops of head cabbage and orchard cultivation of plum, sour cherry, cherry and raspberry.

Taking into account the regulation of Article 15zzzzz section 1 of the Act of 2 March 2020 on special solutions related to preventing, counteracting and combating COVID-19, other infectious diseases and the resulting crisis (Journal of Laws of 2021, item 2095, as amended), which temporarily relieves some obligations arising from the Act of 8 March 2013 on plant protection products, the Chief Inspector of Plant Protection and Seed Inspection, before changing the scope of authorization to carry out efficacy tests of plant protection products, refrained from the inspection, referred to in Article 17 section 6 of the Act on plant protection products.

TŁUMACZ PRZYSIĘGLY  
JĘZYKA ANGIELSKIEGO  
mgr Danuta Gocławska  
26-600 Radom, ul. Zwirki i Wigury 38 m. 46  
NIP 796-103-76-92, REGON: 670573944

*D. Gocławska*





On the basis of the documents attached to the application it was found that Mrs Anna Huszcza-Podgórska running a business activity under the name *Green & Property Consulting Anna Huszcza-Podgórska* meets the requirements of good experimental practice.

In view of the above said it has been decided like in the operative part of the decision.

#### Instructions

The party has no right to appeal from this decision. In accordance with Article 127 § 3 of the Administrative Procedure Code, the Party that is not satisfied with the decision can apply to the Chief Inspector of Plant Protection and Seed Inspection to re-consider the case within 14 days from following its receipt.

Within the time limit for submitting the application for re-consideration of the case, the Party can waive this right. On the day the Chief Inspector of Plant Protection and Seed Inspection is served the waiver, the decision becomes final and valid which means that it cannot be contested before the Provincial Administrative Court.

If the Party does not think that the decision is in line with the application but does not want to exercise the right to apply for re-consideration of the case, it can file a complaint with the Provincial Administrative Court in Warszawa within 30 days following its receipt. The complaint shall be filed via the Chief Inspector of Plant Protection and Seed Inspection.

Pursuant to §2 section 1 point 2 of the Regulation of the Council of Ministers of 16 December 2003 on the amount and detailed rules of collecting a fee for an entry in the register in the proceedings before the administrative courts (Journal of Laws of 2021, item 535), the court fee, regardless of the subject of the contested act (...), amounts to PLN 200.

At the request of the party concerned made prior to the initiation of the proceedings or during the proceedings, the party may be granted assistance in the form of full or partial exemption from a court fee and appointment of a lawyer or legal advisor, if the party proves that it is not able to incur any or full costs of the proceedings.

Stamp duty of PLN 1 000 was collected.

Signed and stamped by: /-/ Tadeusz Łączyński  
p p the Chief Inspector

(round official seal with the Polish National Emblem and inscription in the rim: Główny Inspektor Ochrony Roślin i Nasiennictwa (Chief Inspector of Plant Protection and Seed Inspection))

Copies to:

1. Anna Huszcza-Podgórska  
ul. Na Stoku 6/6  
26-601 Radom
2. To files

XX  
Entry No. 655/2022 in the Sworn Translator's Register

TŁUMACZ PRZYSIĘGŁY  
JĘZYKA ANGIELSKIEGO  
mgr Dżeneta Goctawska  
26-600 Radom, ul. Żwirki i Wigury 38 m. 46  
NIP 796-103-76-92, Regon: 670075944

*D. Goctawska*



I, the undersigned, Danuta Gocławska, Sworn Translator for English, registered with the Ministry of Justice of the Republic of Poland (Entry No TP/6127/05), do hereby certify that the foregoing is a true and exact translation of the original document in Polish presented to me. In witness whereof I have hereunto set my hand and seal of office this 1<sup>st</sup> day of December 2022.

**TŁUMACZ PRZYSIĘGLY  
JĘZYKA ANGIELSKIEGO**  
*mgr Danuta Gocławska*  
26-600 Radom, ul. Żwirki i Wigury 38 m. 46  
NIP 796-103-76-92, Regon: 670075944

*D. Gocławska*



## Appendix 1 Lists of data considered in support of the evaluation

Tables considered not relevant can be deleted as appropriate.

MS to blacken authors of vertebrate studies in the version made available to third parties/public.

### List of data submitted by the applicant and relied on

Data point	Author(s)	Year	Title Company Report No. Source (where different from company) GLP or GEP status Published or not	Vertebrate study Y/N	Owner
KCP 3.2/01	Głowacki G.	2022	Determination of the efficacy of Piorun 200 SL used in winter rape against <i>Ceutorhynchus napi</i> and <i>Ceutorhynchus pallidactylus</i> . Poland 2022. Eurofins Agroscience Services Sp. z o.o., Poland; Report No.: S22-02256-01 GEP: Yes Published: No	N	Pestila* ProAgri**
KCP 3.2/02	Głowacki G.	2022	Determination of the efficacy of Piorun 200 SL used in winter rape against <i>Ceutorhynchus napi</i> and <i>Ceutorhynchus pallidactylus</i> . Poland 2022. Eurofins Agroscience Services Sp. z o.o., Poland; Report No.: S22-03727-02 GEP: Yes Published: No	N	Pestila* ProAgri**
KCP 3.2/03	Głowacki G.	2022	Determination of the efficacy of Piorun 200 SL used in winter rape against <i>Ceutorhynchus napi</i> and <i>Ceutorhynchus pallidactylus</i> . Poland 2022. Eurofins Agroscience Services Sp. z o.o., Poland; Report No.: S22-03727-03 GEP: Yes Published: No	N	Pestila* ProAgri**
KCP 3.2/04	Głowacki G.	2022	Determination of the efficacy of Piorun 200 SL used in winter rape against <i>Ceutorhynchus napi</i> and <i>Ceutorhynchus pallidactylus</i> . Poland 2022. Eurofins Agroscience Services Sp. z o.o., Poland; Report No.: S22-03727-04 GEP: Yes Published: No	N	Pestila* ProAgri**



Data point	Author(s)	Year	Title Company Report No. Source (where different from company) GLP or GEP status Published or not	Vertebrate study Y/N	Owner
KCP 3.2/05	Figurski R.	2022	Efficacy evaluation of Acetamiprid 200 SL after one application on winter oilseed rape for the control of <i>Ceutorhynchus napi</i> and <i>Ceutorhynchus pallidactylum</i> , Poland 2022 Green & Property Poland; Report No.: 007GPSE202201 GEP: Yes Published: No	N	Pestila* ProAgri**
KCP 3.2/06	Figurski R.	2022	Efficacy evaluation of Acetamiprid 200 SL after one application on winter oilseed rape for the control of <i>Ceutorhynchus napi</i> and <i>Ceutorhynchus pallidactylum</i> , Poland 2022 Green & Property Poland; Report No.: 007GPSE202202 GEP: Yes Published: No	N	Pestila* ProAgri**
KCP 3.2/07	Springer M.	2023	Evaluation of efficacy of Acetamipryd 200 SL against <i>Ceutorhynchus napi</i> and <i>Ceutorhynchus pallidactylus</i> on winter oilseed rape in Poland 2023 Green & Property Poland; Report No.: 004GPSE202301 GEP: Yes Published: No	N	Pestila* ProAgri**
KCP 3.2/08	Jatczak J.	2014	Field study to evaluate the efficacy of Acetamipryd 200 SL against <i>Meligethes aeneus</i> on winter oilseed rape. Poland 2014. ANADIAG Polska; Report No.: PL 14 008 PL1 GEP: Yes Published: No	N	Pestila* ProAgri**
KCP 3.2/09	Jatczak J.	2014	Field study to evaluate the efficacy of Acetamipryd 200 SL against <i>Meligethes aeneus</i> on winter oilseed rape. Poland 2014. ANADIAG Polska; Report No.: PL 14 008 PL2 GEP: Yes Published: No	N	Pestila* ProAgri**

Data point	Author(s)	Year	Title Company Report No. Source (where different from company) GLP or GEP status Published or not	Vertebrate study Y/N	Owner
KCP 3.2/10	Jatczak J.	2014	Field study to evaluate the efficacy of Acetamipryd 200 SL against <i>Meligethes aeneus</i> on winter oilseed rape. Poland 2014. ANADIAG Polska; Report No.: PL 14 008 PL5 GEP: Yes Published: No	N	Pestila* ProAgri**
KCP 3.2/11	Głowacki G.	2022	Determination of efficacy of Piorun 200 SL against <i>Meligethes aeneus</i> on winter rape. Poland 2022. Eurofins Agroscience Services Sp. z o.o., Poland; Report No.: S22-02257-01 GEP: Yes Published: No	N	Pestila* ProAgri**
KCP 3.2/12	Głowacki G.	2022	Determination of efficacy of Piorun 200 SL against <i>Meligethes aeneus</i> on winter rape. Poland 2022. Eurofins Agroscience Services Sp. z o.o., Poland; Report No.: S22-02257-02 GEP: Yes Published: No	N	Pestila* ProAgri**
KCP 3.2/13	Głowacki G.	2022	Determination of efficacy of Piorun 200 SL against <i>Meligethes aeneus</i> on winter rape. Poland 2022. Eurofins Agroscience Services Sp. z o.o., Poland; Report No.: S22-02257-03 GEP: Yes Published: No	N	Pestila* ProAgri**
KCP 3.2/14	Głowacki G.	2022	Determination of efficacy of Piorun 200 SL against <i>Meligethes aeneus</i> on winter rape. Poland 2022. Eurofins Agroscience Services Sp. z o.o., Poland; Report No.: S22-02257-04 GEP: Yes Published: No	N	Pestila* ProAgri**
KCP 3.2/15	Figurski R.	2022	Efficacy evaluation of Acetamipryd 200 SL against <i>Brassicogethes aeneus</i> on winter oilseed rape, Poland 2022 Green & Property Poland; Report No.: 006GPSE202201 GEP: Yes Published: No	N	Pestila* ProAgri**

Data point	Author(s)	Year	Title Company Report No. Source (where different from company) GLP or GEP status Published or not	Vertebrate study Y/N	Owner
KCP 3.2/16	Figurski R.	2022	Efficacy evaluation of Acetamipryd 200 SL against <i>Brassicogethes aeneus</i> on winter oilseed rape, Poland 2022 Green & Property Poland; Report No.: 006GPSE202202 GEP: Yes Published: No	N	Pestila* ProAgri**
KCP 3.2/17	Głowacki G.	2022	Determination of the efficacy of Piorun 200 SL used in winter rape against <i>Ceutorhynchus obstrictus</i> and <i>Dasineura brassicae</i> . Poland 2022. Eurofins Agrosience Services Sp. z o.o., Poland; Report No.: S22-02258-01 GEP: Yes Published: No	N	Pestila* ProAgri**
KCP 3.2/18	Głowacki G.	2022	Determination of the efficacy of Piorun 200 SL used in winter rape against <i>Ceutorhynchus obstrictus</i> and <i>Dasineura brassicae</i> . Poland 2022. Eurofins Agrosience Services Sp. z o.o., Poland; Report No.: S22-02258-02 GEP: Yes Published: No	N	Pestila* ProAgri**
KCP 3.2/19	Głowacki G.	2022	Determination of the efficacy of Piorun 200 SL used in winter rape against <i>Ceutorhynchus obstrictus</i> and <i>Dasineura brassicae</i> . Poland 2022. Eurofins Agrosience Services Sp. z o.o., Poland; Report No.: S22-02258-03 GEP: Yes Published: No	N	Pestila* ProAgri**
KCP 3.2/20	Głowacki G.	2022	Determination of the efficacy of Piorun 200 SL used in winter rape against <i>Ceutorhynchus obstrictus</i> and <i>Dasineura brassicae</i> . Poland 2022. Eurofins Agrosience Services Sp. z o.o., Poland; Report No.: S22-02258-04 GEP: Yes Published: No	N	Pestila* ProAgri**

Data point	Author(s)	Year	Title Company Report No. Source (where different from company) GLP or GEP status Published or not	Vertebrate study Y/N	Owner
KCP 3.2/21	Figurski R.	2022	Efficacy evaluation of Acetamiprid 200 SL after one application on winter oilseed rape for the control of <i>Ceutorhynchus obstrictus</i> and <i>Dasineura brassicae</i> , Poland 2022 Green & Property Poland; Report No.: 008GPSE202201 GEP: Yes Published: No	N	Pestila* ProAgri**
KCP 3.2/22	Figurski R.	2022	Efficacy evaluation of Acetamiprid 200 SL after one application on winter oilseed rape for the control of <i>Ceutorhynchus obstrictus</i> and <i>Dasineura brassicae</i> , Poland 2022 Green & Property Poland; Report No.: 008GPSE202201 GEP: Yes Published: No	N	Pestila* ProAgri**
KCP 3.2/23	Springer M.	2023	Evaluation of efficacy of Acetamipryd 200 SL against <i>Ceutorhynchus obstrictus</i> and <i>Dasineura brassicae</i> on winter oilseed rape in Poland 2023 Green & Property Poland; Report No.: 005GPSE202301 GEP: Yes Published: No	N	Pestila* ProAgri**
KCP 3.2/24	A.Huszcza-Podgórska	2022	Piorun 200 SL - Evaluation of efficacy against <i>Leptinotarsa decemlineata</i> (Colorado beetle) in potato. Poland 2022. Green & Property Poland; Report No.: 042GPSE202201 GEP: Yes Published: No	N	Pestila* ProAgri**
KCP 3.2/25	A.Huszcza-Podgórska	2022	Piorun 200 SL - Evaluation of efficacy against <i>Leptinotarsa decemlineata</i> (Colorado beetle) in potato. Poland 2022. Green & Property Poland; Report No.: 042GPSE202202 GEP: Yes Published: No	N	Pestila* ProAgri**

Data point	Author(s)	Year	Title Company Report No. Source (where different from company) GLP or GEP status Published or not	Vertebrate study Y/N	Owner
KCP 3.2/26	A.Huszczka-Podgórska	2022	Piorun 200 SL - Evaluation of efficacy against <i>Leptinotarsa decemlineata</i> (Colorado beetle) in potato. Poland 2022. Green & Property Poland; Report No.: 042GPSE202203 GEP: Yes Published: No	N	Pestila* ProAgri**
KCP 3.2/27	A.Huszczka-Podgórska	2022	Piorun 200 SL - Evaluation of efficacy against <i>Leptinotarsa decemlineata</i> (Colorado beetle) in potato. Poland 2022. Green & Property Poland; Report No.: 042GPSE202204 GEP: Yes Published: No	N	Pestila* ProAgri**
KCP 3.2/28	A.Huszczka-Podgórska	2022	Piorun 200 SL - Evaluation of efficacy against <i>Leptinotarsa decemlineata</i> (Colorado beetle) in potato. Poland 2022. Green & Property Poland; Report No.: 042GPSE202205 GEP: Yes Published: No	N	Pestila* ProAgri**
KCP 3.2/29	A.Huszczka-Podgórska	2022	Piorun 200 SL - Evaluation of efficacy against <i>Leptinotarsa decemlineata</i> (Colorado beetle) in potato. Poland 2022. Green & Property Poland; Report No.: 042GPSE202206 GEP: Yes Published: No	N	Pestila* ProAgri**
KCP 3.2/30	A.Huszczka-Podgórska	2022	Piorun 200 SL - Evaluation of efficacy against <i>Leptinotarsa decemlineata</i> (Colorado beetle) in potato. Poland 2022. Green & Property Poland; Report No.: 042GPSE202207 GEP: Yes Published: No	N	Pestila* ProAgri**
KCP 3.2/31	Głowacki G.	2020	Determination of efficacy of Piorun 200 SL applied in apple against TORTSP <i>Tortrix sp.</i> Poland 2020. Eurofins Agroscience Services Sp. z o.o., Poland; Report No.: S20-04139-01 GEP: Yes Published: No	N	Pestila* ProAgri**

Data point	Author(s)	Year	Title Company Report No. Source (where different from company) GLP or GEP status Published or not	Vertebrate study Y/N	Owner
KCP 3.2/32	Głowacki G.	2020	Determination of efficacy of Piorun 200 SL applied in apple against TORTSP <i>Tortrix sp.</i> Poland 2020. Eurofins Agroscience Services Sp. z o.o., Poland; Report No.: S20-04139-02 GEP: Yes Published: No	N	Pestila* ProAgri**
KCP 3.2/33	Głowacki G.	2022	Determination of efficacy of Piorun 200 SL applied in apple against <i>Adoxophyes orana</i> . Poland 2022. Eurofins Agroscience Services Sp. z o.o., Poland; Report No.: S22-02276-01 GEP: Yes Published: No	N	Pestila* ProAgri**
KCP 3.2/34	Głowacki G.	2022	Determination of efficacy of Piorun 200 SL applied in apple against <i>Adoxophyes orana</i> . Poland 2022. Eurofins Agroscience Services Sp. z o.o., Poland; Report No.: S22-02276-02 GEP: Yes Published: No	N	Pestila* ProAgri**
KCP 3.2/35	Głowacki G.	2022	Determination of efficacy of Piorun 200 SL applied in apple against <i>Adoxophyes orana</i> . Poland 2022. Eurofins Agroscience Services Sp. z o.o., Poland; Report No.: S22-02276-03 GEP: Yes Published: No	N	Pestila* ProAgri**
KCP 3.2/36	Głowacki G.	2022	Determination of efficacy of Piorun 200 SL applied in apple against <i>Adoxophyes orana</i> . Poland 2022. Eurofins Agroscience Services Sp. z o.o., Poland; Report No.: S22-02276-04 GEP: Yes Published: No	N	Pestila* ProAgri**
KCP 3.2/37	Figurski R.	2022	Efficacy evaluation of Acetamiprid 200 SL after two applications on apple rape for the control of <i>Adoxophyes orana</i> , Poland 2022 Green & Property Poland; Report No.: 009GPSE202201 GEP: Yes Published: No	N	Pestila* ProAgri**



Data point	Author(s)	Year	Title Company Report No. Source (where different from company) GLP or GEP status Published or not	Vertebrate study Y/N	Owner
KCP 3.2/38	Figurski R.	2022	Efficacy evaluation of Acetamiprid 200 SL after two applications on apple rape for the control of <i>Adoxophyes orana</i> , Poland 2022 Green & Property Poland; Report No.: 009GPSE202202 GEP: Yes Published: No	N	Pestila* ProAgri**
KCP 3.2/39	Figurski R.	2022	Efficacy evaluation of Acetamiprid 200 SL after two applications on apple rape for the control of <i>Adoxophyes orana</i> , Poland 2022 Green & Property Poland; Report No.: 009GPSE202203 GEP: Yes Published: No	N	Pestila* ProAgri**
KCP 3.2/40	Figurski R.	2022	Efficacy evaluation of Acetamiprid 200 SL after two applications on apple rape for the control of <i>Adoxophyes orana</i> , Poland 2022 Green & Property Poland; Report No.: 009GPSE202204 GEP: Yes Published: No	N	Pestila* ProAgri**
KCP 3.2/41	Głowacki G.	2020	Determination of efficacy of Piorun 200 SL applied in apple against <i>Cydia pomonella</i> . Poland 2020. Eurofins Agroscience Services Sp. z o.o., Poland; Report No.: S20-04140-01 GEP: Yes Published: No	N	Pestila* ProAgri**
KCP 3.2/42	Głowacki G.	2020	Determination of efficacy of Piorun 200 SL applied in apple against <i>Cydia pomonella</i> . Poland 2020. Eurofins Agroscience Services Sp. z o.o., Poland; Report No.: S20-04140-02 GEP: Yes Published: No	N	Pestila* ProAgri**
KCP 3.2/43	Głowacki G.	2022	Determination of efficacy of Piorun 200 SL applied in apple against <i>Cydia pomonella</i> . Poland 2022. Eurofins Agroscience Services Sp. z o.o., Poland; Report No.: S22-02281-01 GEP: Yes Published: No	N	Pestila* ProAgri**

Data point	Author(s)	Year	Title Company Report No. Source (where different from company) GLP or GEP status Published or not	Vertebrate study Y/N	Owner
KCP 3.2/44	Głowacki G.	2022	Determination of efficacy of Piorun 200 SL applied in apple against <i>Cydia pomonella</i> . Poland 2022. Eurofins Agroscience Services Sp. z o.o., Poland; Report No.: S22-02281-02 GEP: Yes Published: No	N	Pestila* ProAgri**
KCP 3.2/45	Głowacki G.	2022	Determination of efficacy of Piorun 200 SL applied in apple against <i>Cydia pomonella</i> . Poland 2022. Eurofins Agroscience Services Sp. z o.o., Poland; Report No.: S22-02281-03 GEP: Yes Published: No	N	Pestila* ProAgri**
KCP 3.2/46	Głowacki G.	2022	Determination of efficacy of Piorun 200 SL applied in apple against <i>Cydia pomonella</i> . Poland 2022. Eurofins Agroscience Services Sp. z o.o., Poland; Report No.: S22-02281-04 GEP: Yes Published: No	N	Pestila* ProAgri**
KCP 3.2/47	Figurski R.	2022	Efficacy evaluation of Acetamiprid 200 SL after two applications on apple rape for the control of <i>C.po- monella</i> , Poland 2022 Green & Property Poland; Report No.: 010GPSE202201 GEP: Yes Published: No	N	Pestila* ProAgri**
KCP 3.2/48	Figurski R.	2022	Efficacy evaluation of Acetamiprid 200 SL after two applications on apple rape for the control of <i>C.po- monella</i> , Poland 2022 Green & Property Poland; Report No.: 010GPSE202202 GEP: Yes Published: No	N	Pestila* ProAgri**
KCP 3.2/49	Głowacki G.	2020	Determination of efficacy of Piorun 200 SL applied in apple against <i>Hoplocampa testudinea</i> . Poland 2020. Eurofins Agroscience Services Sp. z o.o., Poland; Report No.: S20-04141-01 GEP: Yes Published: No	N	Pestila* ProAgri**

Data point	Author(s)	Year	Title Company Report No. Source (where different from company) GLP or GEP status Published or not	Vertebrate study Y/N	Owner
KCP 3.2/50	Głowacki G.	2020	Determination of efficacy of Piorun 200 SL applied in apple against <i>Hoplocampa testudinea</i> . Poland 2020. Eurofins Agroscience Services Sp. z o.o., Poland; Report No.: S20-04141-02 GEP: Yes Published: No	N	Pestila* ProAgri**
KCP 3.2/51	Głowacki G.	2022	Determination of efficacy of Piorun 200 SL applied in apple against <i>Hoplocampa testudinea</i> . Poland 2022. Eurofins Agroscience Services Sp. z o.o., Poland; Report No.: S22-02282-01 GEP: Yes Published: No	N	Pestila* ProAgri**
KCP 3.2/52	Głowacki G.	2022	Determination of efficacy of Piorun 200 SL applied in apple against <i>Hoplocampa testudinea</i> . Poland 2022. Eurofins Agroscience Services Sp. z o.o., Poland; Report No.: S22-02282-02 GEP: Yes Published: No	N	Pestila* ProAgri**
KCP 3.2/53	Głowacki G.	2022	Determination of efficacy of Piorun 200 SL applied in apple against <i>Hoplocampa testudinea</i> . Poland 2022. Eurofins Agroscience Services Sp. z o.o., Poland; Report No.: S22-02282-03 GEP: Yes Published: No	N	Pestila* ProAgri**
KCP 3.2/54	Głowacki G.	2022	Determination of efficacy of Piorun 200 SL applied in apple against <i>Hoplocampa testudinea</i> . Poland 2022. Eurofins Agroscience Services Sp. z o.o., Poland; Report No.: S22-02282-04 GEP: Yes Published: No	N	Pestila* ProAgri**
KCP 3.2/55	Głowacki G.	2020	Determination of the efficacy of Piorun 200 SL applied in apple against <i>Aphids sp.</i> Poland 2020. Eurofins Agroscience Services Sp. z o.o., Poland; Report No.: S20-04142-01 GEP: Yes Published: No	N	Pestila* ProAgri**

Data point	Author(s)	Year	Title Company Report No. Source (where different from company) GLP or GEP status Published or not	Vertebrate study Y/N	Owner
KCP 3.2/56	Głowacki G.	2020	Determination of the efficacy of Piorun 200 SL applied in apple against <i>Aphids sp.</i> Poland 2020. Eurofins Agroscience Services Sp. z o.o., Poland; Report No.: S20-04142-02 GEP: Yes Published: No	N	Pestila* ProAgri**
KCP 3.2/57	Głowacki G.	2020	Determination of the efficacy of Piorun 200 SL applied in apple against <i>Aphids sp.</i> Poland 2020. Eurofins Agroscience Services Sp. z o.o., Poland; Report No.: S20-04142-03 GEP: Yes Published: No	N	Pestila* ProAgri**
KCP 3.2/58	Głowacki G.	2020	Determination of the efficacy of Piorun 200 SL applied in apple against <i>Aphids sp.</i> Poland 2020. Eurofins Agroscience Services Sp. z o.o., Poland; Report No.: S20-04142-04 GEP: Yes Published: No	N	Pestila* ProAgri**
KCP 3.2/59	Głowacki G.	2022	Determination of efficacy of Piorun 200 SL applied in apple against Green apple aphid. Poland 2022. Eurofins Agroscience Services Sp. z o.o., Poland; Report No.: S22-02283-01 GEP: Yes Published: No	N	Pestila* ProAgri**
KCP 3.2/60	Głowacki G.	2022	Determination of efficacy of Piorun 200 SL applied in apple against Green apple aphid. Poland 2022. Eurofins Agroscience Services Sp. z o.o., Poland; Report No.: S22-02283-02 GEP: Yes Published: No	N	Pestila* ProAgri**
KCP 3.2/61	Głowacki G.	2022	Determination of efficacy of Piorun 200 SL applied in apple against Green apple aphid. Poland 2022. Eurofins Agroscience Services Sp. z o.o., Poland; Report No.: S22-02283-03 GEP: Yes Published: No	N	Pestila* ProAgri**

Data point	Author(s)	Year	Title Company Report No. Source (where different from company) GLP or GEP status Published or not	Vertebrate study Y/N	Owner
KCP 3.2/62	Figurski R.	2022	Efficacy evaluation of Acetamiprid 200 SL after one application on apple for the control of <i>Aphids sp.</i> , Poland 2022 Green & Property Poland; Report No.: 011GPSE202201 GEP: Yes Published: No	N	Pestila* ProAgri**
KCP 3.2/63	Głowacki G.	2020	Determination of efficacy of Piorun 200 SL applied in apple against <i>Eriosoma lanigerum</i> . Poland 2020. Eurofins Agroscience Services Sp. z o.o., Poland; Report No.: S20-04471-01 GEP: Yes Published: No	N	Pestila* ProAgri**
KCP 3.2/64	Głowacki G.	2022	Determination of efficacy of Piorun 200 SL applied in apple against <i>Eriosoma lanigerum</i> . Poland 2022. Eurofins Agroscience Services Sp. z o.o., Poland; Report No.: S22-02284-01 GEP: Yes Published: No	N	Pestila* ProAgri**
KCP 3.2/65	Głowacki G.	2022	Determination of efficacy of Piorun 200 SL applied in apple against <i>Eriosoma lanigerum</i> . Poland 2022. Eurofins Agroscience Services Sp. z o.o., Poland; Report No.: S22-02284-02 GEP: Yes Published: No	N	Pestila* ProAgri**
KCP 3.2/66	Głowacki G.	2022	Determination of efficacy of Piorun 200 SL applied in apple against <i>Eriosoma lanigerum</i> . Poland 2022. Eurofins Agroscience Services Sp. z o.o., Poland; Report No.: S22-02284-03 GEP: Yes Published: No	N	Pestila* ProAgri**
KCP 3.2/67	Figurski R.	2022	Efficacy evaluation of Acetamiprid 200 SL after one application on apple for the control of <i>E.lanigerum</i> , Poland 2022 Green & Property Poland; Report No.: 012GPSE202201 GEP: Yes Published: No	N	Pestila* ProAgri**

Data point	Author(s)	Year	Title Company Report No. Source (where different from company) GLP or GEP status Published or not	Vertebrate study Y/N	Owner
KCP 3.2/68	Figurski R.	2022	Efficacy evaluation of Acetamiprid 200 SL after one application on apple for the control of <i>E.lanigerum</i> , Poland 2022 Green & Property Poland; Report No.: 012GPSE202202 GEP: Yes Published: No	N	Pestila* ProAgri**

\* Pestila Spółka z ograniczoną odpowiedzialnością

\*\*ProAgri International Sp. z o.o.



The following tables are to be completed by MS

List of data submitted by the applicant and not relied on

Data point	Author(s)	Year	Title Company Report No. Source (where different from company) GLP or GEP status Published or not	Vertebrate study Y/N	Owner

List of data relied on not submitted by the applicant but necessary for evaluation

Data point	Author(s)	Year	Title Company Report No. Source (where different from company) GLP or GEP status Published or not	Vertebrate study Y/N	Owner